ISO 9001:2008
REGISTERED

270 Watts, Universal Input, Single Output Switchers

Part Number Ordering System (See Page 278)
Output Plug/Cord Options (See Page 247)
Medical Versions (See Page 104)

FOR INDOOR USE ONLY

ELECTRICAL SPECIFICATIONS:

INPUT VOLTAGE RANGE:
UNIVERSAL INPUT FROM 100VAC TO 240VAC
INPUT CURRENT:
4.0 MAXIMUM
INPUT FREQUENCY RANGE:
47HZ TO 63HZ
INRUSH CURRENT:
30A MAXIMUM AT 120VAC AND 60A MAXIMUM AT 230VAC
OUTPUT LOAD REGULATION:
+/- 2% MEASURED AT OUTPUT CONNECTOR END
INPUT REGULATION:
+/- 1.0% OUTPUT MEASURED AT OUTPUT CONNECTOR
TRANSIENT RESPONSE:
MAXIMUM OUTPUT DEVIATION OF +/-5% OF NOMINAL OUTPUT FOR A 0% TO 25% STEP LOAD, 500ms TYPICAL RESPONSE TIME
OUTPUT SHORT CIRCUIT PROTECTION:
HICCUP MODE WITH AUTO RECOVERY ONCE FAULT DISAPPEARS
OVERLOAD PROTECTION:
POWER SUPPLY IS OUTPUT POWER LIMITED, HICCUP MODE
FULL LOAD EFFICIENCY:
78% TYP. @ FULL LOAD 115V, DEPENDING ON OUTPUT VOLTAGE
HOLD-UP TIME:
25mS MINIMUM AT FULL LOAD, 115V INPUT
SWITCHING FREQUENCY:
100 KHZ TYPICAL
SWITCHING FREQUENCY OUTPUT RIPPLE:
LESS THAN 1% OF OUTPUT VOLTAGE, TYPICAL
OPERATING TEMPERATURE:
-0°C TO 50°C, DERATE OUTPUT AT 3% PER DEGREE C FROM 50°C TO 70°C
TEMPERATURE COEFFICIENT:
+ / - 0.02%/C TYPICAL
EARTH LEAKAGE CURRENT:
LESS THAN 300uA AT 264Vac
ISOLATION VOLTAGE:
PRIMARY TO SECONDARY: 5656VDC
PRIMARY TO EARTH: 2121VDC
INPUT PROTECTION:
DUAL FUSING , LINE AND NEUTRAL FOR MEDICAL GRADE
SAFETY AGENCY APPROVALS: (PENDING)
EN60601 AND UL60601, CB REPORT AND CE MARK
CLASSIFICATION ACCORDING TO THE TYPE OF PROTECTION AGAINST ELECTRIC SHOCK:
CLASS I
CLASSIFICATION ACCORDING TO THE DEGREE OF PROTECTION AGAINST HARMFUL INGREES OF WATER:
IPX0

MODE OF OPERATION:
CONTINUOUS
CLASSIFICATION ACCORDING TO THE DEGREE OF SAFETY APPLICATION IN THE PRESENCE OF FLAMMABLE ANESTHETIC:
POWER SUPPLY CANNOT BE USED IN PRESENCE OF FLAMMABLE ANESTHETIC
RELATIVE HUMIDITY:
NON-CONDENSING; 5% TO 90% RH
WEIGHT:
25 LB MAXIMUM
MTBF MIL-HDBK-217F:
200K HRS 25C FULL LOAD, 115V INPUT VOLTAGE

MODEL DESCRIPTION:
GT(M)9250P753.3 TO 15048-X.X
GT: GLOBTEK SERIES CODE
M: MEDICAL GRADE; REPLACE WITH "-" (DASH) FOR I.T.E. GRADE
9250P: SERIES DESIGNATOR
753.3 TO 15048: 75W 3.3V TO 150W 48V, DESCRIBES OUTPUT POWER AND OUTPUT VOLTAGE
-X.X: USE ONLY TO SPECIFY OUTPUT VOLTAGE DEVIATION FROM STANDARD MODEL
BY SUBTRACTING X.X VOLTS FROM STANDARD OUTPUT VOLTAGE
EXAMPLE; REQUIRED VOLTAGE IS 10V; MODEL: GTM9250P25012-2.0
-X.X IS NOT REQUIRED FOR STANDARD OUTPUT VOLTAGES
F-: "F" SYMBOL IS NOT USED IN 150W VERSION, ONLY FOR 250W AND 290W
S: STANDARD CONFIGURATION; INPUT HEADER ON BOARD AND OUTPUT TERMINAL BLOCK
M: INPUT AND OUTPUT HEADER ON BOARD
HIXXX: INPUT WIRE HARNESS AND OUTPUT TERMINAL BLOCK. XXX IS A CODE FROM 000 TO 999 ASSIGNED TO INDICATE WIRE HARNESS LENGTH. MAXIMUM HARNESS LENGHT IS 200mm.
HOXXX: INPUT HEADER ON BOARD AND OUTPUT WIRE HARNESS. XXX IS A CODE FROM 000 TO 999 ASSIGNED TO INDICATE WIRE HARNESS LENGTH. MAXIMUM HARNESS LENGHT IS 200mm.
HIOXXX: INPUT AND OUTPUT WIRE HARNESS. XXX IS A CODE FROM 000 TO 999 ASSIGNED TO INDICATE WIRE HARNESS LENGTH. MAXIMUM HARNESS LENGHT IS 200mm.
HIHXXX: INPUT WIRE HARNESS AND OUTPUT HEADER ON BOARD.
NOTE: DUE TO CURRENT HANDLING LIMITATION OF THE OUT PUT CONNECTOR, M, HOXXX, HIOXXX AND HIHXXX ARE AVAILABLE ONLY FROM 7.5V TO 48V OUTPUTS.

OUTPUT VOLTAGE / CURRENT:
270 WATTS MODELS, WITH TOP BUILT-IN FANS

MODEL NUMBER	OUTPUT VOLTAGE (VDC)	OUTPUT CURRENT (A)	RATED OUTPUT POWER (W)
GTM9250P1503.3F- [S or M or HIXXX or HOXXX or HIOXXX or HIHXXX]	+3.30	0 - 45.45	0 - 150
GTM9250P2205.0-X.XF- [S or M or HIXXX or HOXXX or HIOXXX or HIHXXX]	+5.00	0 - 44.00	0 - 220
GTM9250P2507.5-X.XF- [S or M or HIXXX or HOXXX or HIOXXX or HIHXXX]	+7.50	0 - 29.33	0 - 250
GTM9250P2709.0-X.XF- [S or M or HIXXX or HOXXX or HIOXXX or HIHXXX]	+9.00	0 - 30.00	0 - 270
GTM9250P27012-X.XF- [S or M or HIXXX or HOXXX or HIOXXX or HIHXXX]	+12.00	0 - 22.50	0 - 270
GTM9250P27015-X.XF- [S or M or HIXXX or HOXXX or HIOXXX or HIHXXX]	+15.00	0 - 18.00	0 - 270
GTM9250P27018-X.XF- [S or M or HIXXX or HOXXX or HIOXXX or HIHXXX]	+18.00	0 - 15.00	0 - 270
GTM9250P27024-X.XF- [S or M or HIXXX or HOXXX or HIOXXX or HIHXXX]	+24.00	0 - 11.75	0 - 270
GTM9250P27036-X.XF- [S or M or HIXXX or HOXXX or HIOXXX or HIHXXX]	+36.00	0 - 7.50	0 - 270
GTM9250P27048-X.XF- [S or M or HIXXX or HOXXX or HIOXXX or HIHXXX]	+48.00	0 - 5.62	0 - 270

SPECIFICATIONS MAY CHANGE WITHOUT PRIOR NOTICE. CONSULT GLOBTEK CUSTOMER SERVICE FOR LATEST SPECIFICATIONS.

ISO 9001:2008
REGISTERED

FOR INDOOR USE ONLY

270 Watts, Universal Input, Single Output Switchers

Part Number Ordering System (See Page 278)
Output Plug/Cord Options (See Page 247)
Medical Versions (See Page 169)

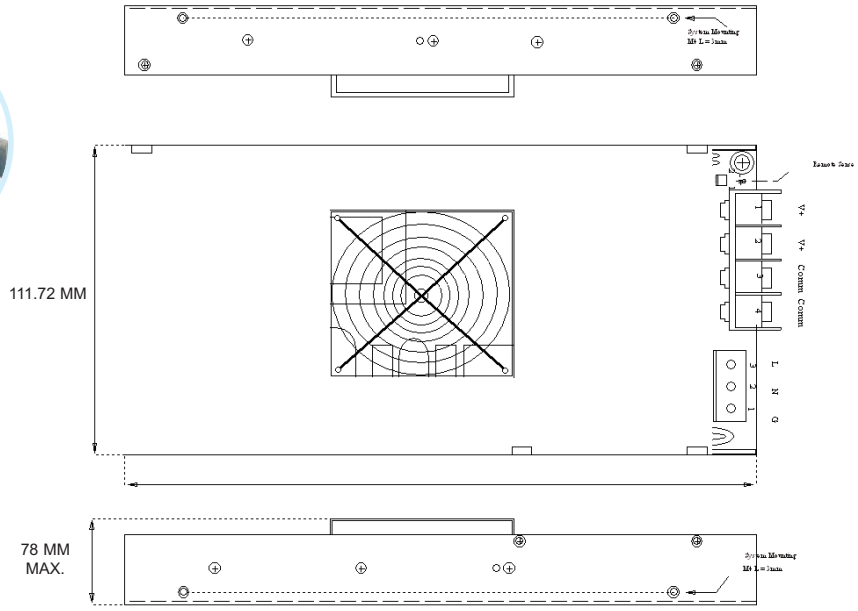

ENCLOSURE

CONFIGURATION:
ENCLOSED SWITCHING POWER SUPPLY, WITH MOUNTING HOLES, POSITIONED AS SHOWN ABOVE.

INPUT:
3 PIN MOLEX FRICTION LOCK HEADER
MOLEX PN: 26-60-4050 WITH PIN
2 + 4 REMOVED MATES
WITH PN: 09-50-3051
PIN 1: GROUND
PIN 3: AC NEUTRAL
PIN 5: AC LINE
OUTPUT:
4 PIN TERMINAL BLOCK
PIN 1,2: V+
PIN 3,4: COMM
CON 3: REMOTE SENSE CONNECTOR,
MOLEX 22-28-0020
MATES WITH MOLEX PN: 22-01-2021
PIN 1: +SENSE; PIN2: -SENSE



CHANNEL:
ALUMINUM
0.125" THICK

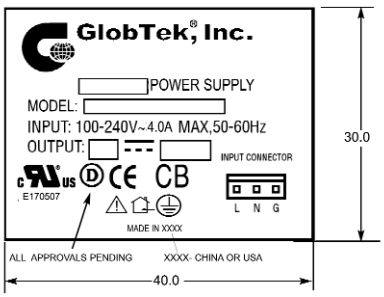

LABEL 2

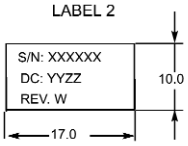

XXXXXX- SERIAL NUMBER
YY - WEEK, ZZ - YEAR
W - GLOBTEK B.O.M. REVISION LEVEL

SPECIFICATIONS MAY CHANGE WITHOUT PRIOR NOTICE. CONSULT GLOBTEK CUSTOMER SERVICE FOR LATEST SPECIFICATIONS.