



ISO 9001
REGISTERED



DC / DC ADAPTOR, SINGLE OUTPUT 10-20W CONVERTER FAMILY, INPUT 9-18VDC, ITE, CIGARETTE LIGHTER



FOR INDOOR USE ONLY



1. NOTES:

DIMENSIONS ARE IN MM UNLESS SPECIFIED OTHERWISE.

2. ELECTRICAL SPECIFICATIONS:

INPUT VOLTAGE: 10-15 VDC OR 18-36 VDC OR 36-72 VDC
INPUT CURRENT: <5ADC OR 2.5 ADC OR 1.5 ADC
OUTPUT VOLTAGE / CURRENT: CLASS II MODELS, DOUBLE INSULATED,T2

MODEL:	OUTPUT RATING:
GTD21148L(M,H)-1703	+ 3.3 V DC @ 0 - 5.0 A
GTD21148L(M,H)-2505	+ 5.0 V DC @ 0 - 5.0 A
GTD21148L(M,H)-2506-X.X	+ 6.0 V DC @ 0 - 5.0 A
GTD21148L(M,H)-3009-X.X	+ 9.0 V DC @ 0 - 3.3 A
GTD21148L(M,H)-3512-X.X	+12.0 V DC @ 0 - 2.9 A
GTD21148L(M,H)-3515-X.X	+15.0 V DC @ 0 - 2.3 A
GTD21148L(M,H)-4018-X.X	+18.0 V DC @ 0 - 2.2 A
GTD21148L(M,H)-4019-X.X	+19.0 V DC @ 0 - 2.1 A
GTD21148L(M,H)-4020-X.X	+20.0 V DC @ 0 - 2.0 A
GTD21148L(M,H)-4024-X.X	+24.0 V DC @ 0 - 1.7 A

MODEL NUMBER CODE:

GT-2: INTERNAL CODE;
D: ITE MODEL DC INPUT
1148: FAMILY ENCLOSURE DESIGNATION;
L(M,H): I/P VOLTAGE (NOM.): L:12V;
M:24V; H:48V
1703 TO 4048: O/P POWER/VOLTAGE

NOTES:

1. EACH OUTPUT CURRENT CAN VARY WITHIN ITS DESIGNATION RANGE., AS LONG AS THE OUTPUT POWER IS NOT EXCEEDED.
2. SINGLE OUTPUT UNITS ARE AVAILABLE FROM 3.3V UP TO 48V IN 0.1V INCREMENTS.
3. X.X.: OPTIONAL FOR SPECIFYING OUTPUT VOLTAGE DEVIATION FROM STANDARD MODEL: SUBTRACTING X.X. VOLTS FROM STANDARD OUTPUT VOLTAGE.

OUTPUT CURRENT :	NO LOAD TO FULL LOAD,NO MINIMUM LOAD REQUIRED
OUTPUT POWER (RATED):	40 WATTS MAX
SWITCHING FREQUENCY	
OUTPUT RIPPLE (PEAK TO PEAK):	1% TYPICAL
OUTPUT REGULATION (LINE/LOAD):	± 5 % FOR MAIN OUTPUT, MEASURED AT O/P CONNECTOR
LINE REGULATION:	± 0.5 % MAX AT FULL LOAD
TURN ON/ TURN OFF OVERSHOOT:	4% MAX 500µS MAX RECOVERY TIME FOR 25% STEP LOAD
TURN-ON DELAY:	1 SEC MAX
HOLD-UP TIME:	16 mSEC MIN AT NOMINAL INPUT AND FULL LOAD
EFFICIENCY:	75 % TYPICAL

ISO 9001
REGISTERED

**DC / DC ADAPTOR, SINGLE OUTPUT 10-20W
CONVERTER FAMILY, INPUT 9-18VDC, ITE, CIGARETTE
LIGHTER**

FC CE



FOR INDOOR USE ONLY



SWITCHING FREQUENCY:
OVER-VOLTAGE PROTECTION:
OVER-CURRENT / SHORT CIRCUIT:
OTHER PROTECTION:
SAFETY APPROVALS:
ITE MODEL:
DIELECTRIC WITHSTAND VOLTAGE:

100 KHZ TYPICAL
VOLTAGE LIMITED LESS 130% OF NOMINAL VOLTAGE
HICCUP WITH AUTO RECOVERY TO 1.1 - 1.3 I_o
INPUT FUSING
UL60950, CUL TO 22.2# 950, TUV TI EN60950, CE CLASS I & II
3000VAC PRIMARY-SECONDARY;1500 VAC PRIMARY- GROUND

LEAKAGE CURRENT:
LINE SURGE:
EMI:

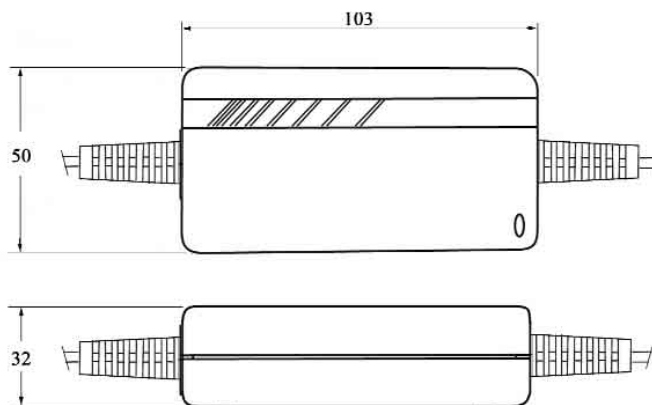
≤ 0.25 mA
EN 61000-4-5 LEVEL 4
COMPLIES WITH EN55022 CLASS B AND
FCC PART 15 CLASS B WHEN TESTED WITH A RESISTIVE
LOAD, BOTH CONDUCTED AND RADIATED
TESTED TO COMPLY WITH EN61000-3-2 EN61000-3-3, AND EN50082-1,
INCLUDING EN61000-4-2, EN61000-4-3, EN61000-4-4, EN61000-4-5,
EN61000-4-6, EN61000-4-11, LEVEL 4. UNIT IS ELIGIBLE FOR CE MARK.
GREATER THAN 50,000 HOURS AT 25°C AMBIENT TEMPERATURE,
0°C TO 40° C
-40°C TO 80° C
0% TO 90% RELATIVE HUMIDITY

CE MARK:

MTBF:
OPERATING TEMPERATURE:
STORAGE TEMPERATURE:
HUMIDITY:

3. ENCLOSURE

UPPER HOUSING: HIGH IMPACT PLASTIC, 94V0 POLYCARBONATE, NON-VENTED, COLOR BLACK
LOWER HOUSING: HIGH IMPACT PLASTIC 94V0 POLYCARBONATE, NON- VENTED, COLOR BLACK



3.1. CLASS II MODELS:

SIZE: 103 X 50 X 32 ± 1 mm

4. INPUT CORD:

CONDUCTOR, 18AWG (OR 20 AWG) STRANDED WIRE, FLAT SPT-1 OR UL2468 CORD TYPE, COLOR BLACK,
LENGTH OF THE CORD: 1830 ± 50 mm.
CORD IS MEASURED FROM THE HOUSING TO THE END OF OVERMOLD OF THE CONNECTOR.
CABLE MARKED WITH WIRE GAUGE, AND ALL APPLICABLE RATING AND SAFETY APPROVALS.



ISO 9001
REGISTERED



**DC / DC ADAPTOR, SINGLE OUTPUT 10-20W
CONVERTER FAMILY, INPUT 9-18VDC, ITE, CIGARETTE
LIGHTER**

FC CE

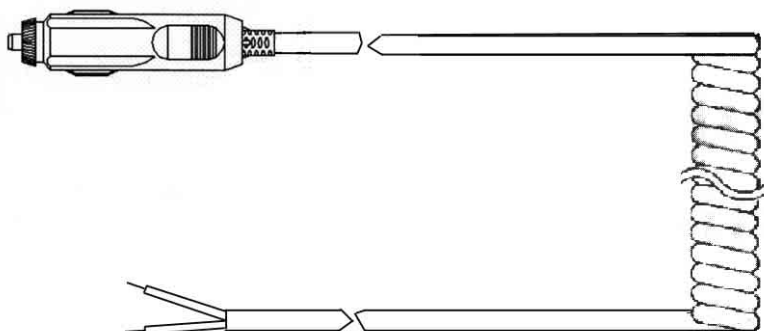


FOR INDOOR USE ONLY

5. INPUT CONNECTOR:

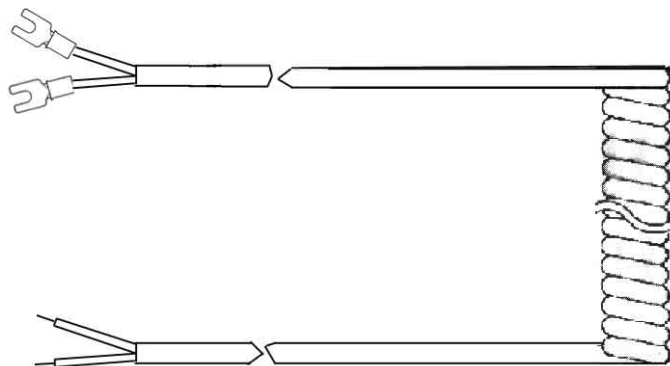
OPTION # 1:

CAR MALE CIGARETTE LIGHTER DC POWER PLUG (+,-) TIP POSITIVE WITH 5A/125V SLO-BLO FUSE



OPTION # 2:

SPADE TONGUE TERMINAL 0.25" FAST ON SOFT INSULATION TYPE





ISO 9001
REGISTERED

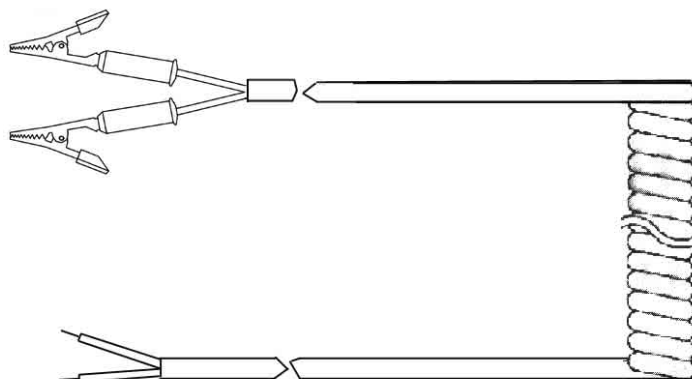
**DC / DC ADAPTOR, SINGLE OUTPUT 10-20W
CONVERTER FAMILY, INPUT 9-18VDC, ITE, CIGARETTE
LIGHTER**

FC CE

OPTION # 3:
ALLIGATOR CLIPS



FOR INDOOR USE ONLY

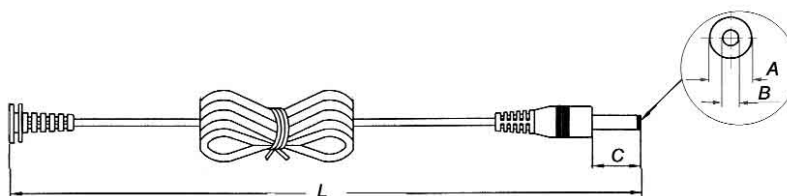


OUTPUT CORD:

STANDARD, 2 CONDUCTOR, 20 AWG (MAY CHANGE DEPENDING ON OUTPUT CURRENT RATING) STRANDED WIRE,
RAT UL VW-1 RATED SPT-1 CORD TYPE, COLOR BLACK,
LENGTH OF CORD: 1830 ± 50 mm. CORD IS MEASURED FROM THE HOUSING TO THE END TO THE OVERMOLD OF
THE CONNECTOR. CABLE IS TO BE MARKED WITH WIRE GAUGE, AND ALL APPLICABLE RATING AND SAFETY
APPROVALS.

OUTPUT CONNECTOR:

STANDARD, STRAIGHT FEMALE BARREL IS 5.5 x 2.5 x 11mm WITH CENTER POSITIVE



A = 5.5 mm
B = 2.5 mm
C = 11 mm

L = 1830 ± 50 mm



ISO 9001
REGISTERED







FC CE

**DC / DC ADAPTOR, SINGLE OUTPUT 10-20W
CONVERTER FAMILY, INPUT 9-18VDC, ITE, CIGARETTE
LIGHTER**




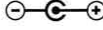


FOR INDOOR USE ONLY

8. LABEL:

 GlobTek, Inc.	
DC/DC SWITCHING POWER SUPPLY	
PART NO: EF30B2GY1	
MODEL: GTD21148M2005-T2	
INPUT: 18-36 VDC ~ 2.5A	
OUTPUT: ---5 V 4.0 A	
L.P.S. (LIMITED POWER SOURCE)	
CAUTION: INDOOR USE ONLY!	
  	DATE CODE: WW - WEEK YY - YEAR
S/N: L _____	WWYY
MADE IN XXXX	

XXXX - USA OR CHINA

 GlobTek, Inc.	
DC/DC SWITCHING POWER SUPPLY	
PART NO: EF30F2HY1	
MODEL: GTD21148H3018-T2	
INPUT: 36- 72 V ~ 1.5A	
OUTPUT: --- 18 V 1.7 A	
L.P.S. (LIMITED POWER SOURCE)	
CAUTION: INDOOR USE ONLY!	
  	DATE CODE: WW - WEEK YY - YEAR
S/N: L _____	WWYY
MADE IN XXXX	

XXXX - USA OR CHINA

9. INDIVIDUAL PACKING BOX:

