

Delivering leading edge, innovative power solutions for more than 30 years....

Model:GT-41134-06VV-x.x-W2U

August 8, 2020

## GT-41134-06VV-x.x-W2U

### Information

Model Number	GT-41134-06VV-x.x-W2U
Description	GT-41134-06VV-x.x-W2U, ITE Power Supply, 60601-1-4th Ed. , Wall Plug-in, Regulated Switchmode AC-DC Power Supply AC Adaptor, , Input Rating: 100-240V~, 50-60 Hz, UK BS 1363, 2 Blade w/Dummy Ground Class II, Output Rating: 6 Watts, Power rating with convection cooling (W) , 3.3-24V in 0.1V increments, Approvals: S-Mark 60950; PSE; LPS; CB 60950; CE; China RoHS; Double Insulation; Level V; RoHS; Ukraine; WEEE; EAC;
Model Picture	
Agency Documents	<a href="http://www.globtek.info/certs/GT-41134-W2Z%20Fixed%20Blades/">http://www.globtek.info/certs/GT-41134-W2Z%20Fixed%20Blades/</a>
CE EC-Declaration	<a href="https://www.globtek.com/pdf/ec_declaration/a0O30000008UliAEAS">https://www.globtek.com/pdf/ec_declaration/a0O30000008UliAEAS</a>
RoHS/RoHS2 Declaration	<a href="https://www.globtek.com/pdf/rohs_cert/a0O30000008UliAEAS">https://www.globtek.com/pdf/rohs_cert/a0O30000008UliAEAS</a>
REACH Declaration	<a href="https://www.globtek.com/pdf/iso_certificates/REACH.pdf">https://www.globtek.com/pdf/iso_certificates/REACH.pdf</a>
Conflict Minerals Declaration	<a href="https://www.globtek.com/pdf/conflict-minerals.pdf">https://www.globtek.com/pdf/conflict-minerals.pdf</a>

Delivering leading edge, innovative power solutions for more than **30** years....

Model:GT-41134-06VV-x.x-W2U

August 8, 2020

**MODEL PARAMETERS**

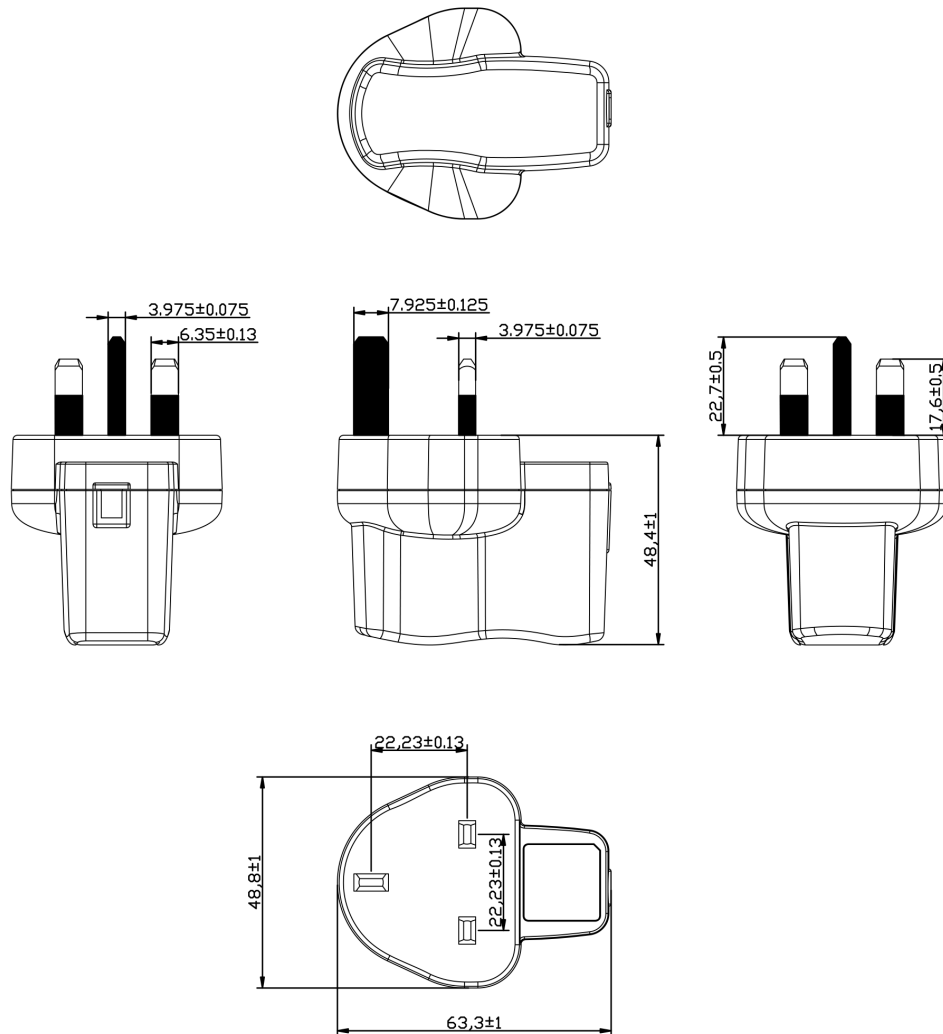
Type	Wall Plug-in
Technology	Regulated Switchmode AC-DC Power Supply AC Adaptor
Category	ITE Power Supply
Input Voltage	100-240V~, 50-60 Hz
I/P Amps (A)	0.3 A
Wattage (W)	6.0
Vout Range (V)	3.3-24
Efficiency Level	V
Ingress Protection	
Size (mm)	41*62*32

Delivering leading edge, innovative power solutions for more than 30 years....

Model:GT-41134-06VV-x.x-W2U

August 8, 2020

# ENCLOSURE



Delivering leading edge, innovative power solutions for more than **30** years....

Model:GT-41134-06VV-x.x-W2U

August 8, 2020

## RATING TABLE

Model Number	Voltage	Amps(A)	Watts(W)	RFQ
GT-41134-0603-W2U	3.3 V	1.8	5.94	<a href="#">RFQ</a>
GT-41134-0604-W2U	4 V	1.5	6.00	<a href="#">RFQ</a>
GT-41134-0606-1.0-W2U	5 V	1.2	6.00	<a href="#">RFQ</a>
GT-41134-0606-W2U	6 V	1	6.00	<a href="#">RFQ</a>
GT-41134-0612-4.5-W2U	7.5 V	0.8	6.00	<a href="#">RFQ</a>
GT-41134-0612-3.0-W2U	9 V	0.67	6.03	<a href="#">RFQ</a>
GT-41134-0612-W2U	12 V	0.5	6.00	<a href="#">RFQ</a>
GT-41134-0615-W2U	15 V	0.4	6.00	<a href="#">RFQ</a>
GT-41134-0618-W2U	18 V	0.33	5.94	<a href="#">RFQ</a>
GT-41134-0624-W2U	24 V	0.25	6.00	<a href="#">RFQ</a>

Model:GT-41134-06VV-x.x-W2U

August 8, 2020

## SPECIFICATIONS

### A) ELECTRICAL SPECIFICATIONS:

01. Input Voltage: Specified 90-264 Vac, Nameplate rated: 100-240Vac
02. Input Frequency: Specified 47-63 Hz, Nameplate rated 50-60Hz
03. Output Regulation: +/- 5% measured at the output connector
04. Line Voltage Regulation: +/- 1% typical measured at the output connector
05. Output Ripple (Vp-p): +/-1% or 150 mV whichever is greater, measured at 20 MHz bandwidth with 0.1 uf ceramic capacitor in parallel with 10 uf electrolytic capacitor connected at the end of the output connector at nominal line
06. Turn-ON/OFF Overshoot: 5% maximum, 1 mS typical recovery time for 25% step load
07. Turn-ON Delay: 1 Second, typical
08. Hold-Up Time: 8 mS typical at nominal input voltage and full load
09. Inrush Current: 30A typical at 115VAC input and 60A typical at 230VAC input
10. Switching Frequency: 65 KHz typical

### B) PROTECTION

01. Over-Voltage: Protected Zener clamp across the output
02. Short Circuit: Protected unit will auto recover upon removal of fault
03. Input Protection: Input line fusing

### C) SAFETY

01. Dielectric Withstand Voltage: 4242Vdc from primary to secondary
02. Earth Leakage Current: <10 uA at 240Vac input voltage

### D) OTHER:

01. MTBF: 200,000 Hours @ 25°C ambient temperature
02. Operating Temperature: 0°C to 40°C ambient temperature
03. Humidity: 0% to 90% relative humidity
04. Storage Temperature: -10°C to 80°C
05. Cooling: Convection

### E) ENCLOSURE

01. Housing: High impact plastic, 94V0 polycarbonate, non-vented
02. Size: 63.31 x 48.8 x 48.4mm +/- 1.0
03. Markings: Label and/or Pad Printed and/or Molded in the case

Delivering leading edge, innovative power solutions for more than **30** years....

Model:GT-41134-06VV-x.x-W2U

August 8, 2020

## DERATING CURVE

---

Delivering leading edge, innovative power solutions for more than 30 years....

Model:GT-41134-06VV-x.x-W2U

August 8, 2020

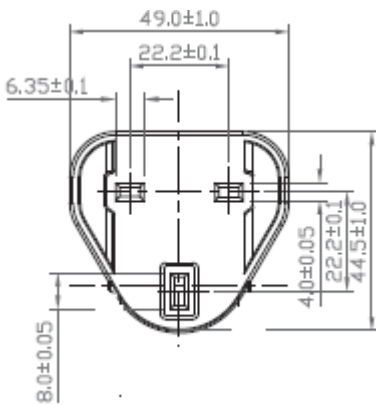
**INPUT CONFIGURATION**

 Description UK BS 1363, 2 Blade w/Dummy Ground Class II

The line and neutral pins have a rectangular cross section 6.35 mm by 4.0 mm, 17.7 mm long and with centres 22.2 mm apart. The protective-earth pin is a rectangular cross section 8.0 mm by 4.0 mm, 22.3 mm long and with a centre line 22.2 mm from the line/neutral pin centre line. The dimensions were originally specified in decimal inches with asymmetric tolerances and redefined as minimum and maximum metric dimensions in BS 1363:1984.

Dimensions are chosen to provide safe clearance to live parts. The distance from any part of the line and neutral pins to the periphery of the plug base must be not less than 9.5 mm. This ensures that nothing can be inserted alongside a pin when the plug is in use, and helps keep fingers away from the pins. The minimum insertion distance from the face of the socket-outlet to the first point of contact with a live part is 9.6 mm.

The "Dummy" longer earth pin ensures that the earth path is connected before the live pins, and remains connected after the live pins are removed. The earth pin is too large to be inserted into the line or neutral sockets by mistake.



Delivering leading edge, innovative power solutions for more than 30 years....

Model:GT-41134-06VV-x.x-W2U

August 8, 2020

**OUTPUT CONFIGURATION**

Common output connector options:



L Type (Coaxial 5.5x2.5mm plug)



C Type (Coaxial 5.5x2.1mm plug)



K Type (Coaxial 3.5x1.3mm plug)



LL Type (5.5x2.5mm Locking 760k type)



CL Type (5.5x2.1mm Locking S761k type)



ML2 Type (Molex housing 43025-0200)



YL3 Type (KPPX-3P)



YL4 Type (KPPX-4P)



EJ1/2/3/4/5 (EIAJ RC-5320A type connectors)



MSB Type (Micro USB)



USBC Type (USB Type C)



Inquire for custom design

For a comprehensive list of options, [click here](#)

Contact GlobTek for your specific requirements or custom solutions.









Delivering leading edge, innovative power solutions for more than 30 years....

Model:GT-41134-06VV-x.x-W2U

August 8, 2020




## Approvals

Logo	Description
No Logo Applicable	IEC 60950-1:2005 (Second Edition) + A1:2009 + A2:2013
	CE Mark: tested to comply with EN55022:2006/A1:2007 Class B, EN610003-2, EN610003-3 including EN61000-4-2, EN61000-4-3, EN61000-4-4, EN61000-4-5, EN61000-4-6N EN61000-4-11; EMI: Complies with EN55011 CLASS B and FCC Part 15B - On label or Molded in case
	CHINA SJ/T 11364-2014, China RoHS Chart: <a href="http://en.globtek.com/globtek-rohs.php">http://en.globtek.com/globtek-rohs.php</a>
	Certification # TC RU AR46.B.75423 Custom Union of Russia, Belarus and Kazakhstan
	Indoor Use Only - Mark is on the label or Molded in the case
 Glob Tek, Inc.	JAPAN TUV R-PSE, Cert. No. JD 50471624 J62368-1(H30) , J55032(H29),J3000(H25),[DC15V?30V]. Please reference the following website for guidelines on PSE regulations: <a href="http://en.globtek.com/importing-ite-and-medical-power-supplies-ac-adaptors-to-japan/">http://en.globtek.com/importing-ite-and-medical-power-supplies-ac-adaptors-to-japan/</a>
<b>EFFICIENCY LEVEL</b> 	Efficiency: complies to section 301 of Energy Independence and Security Act (EISA) complies with Energy Star tier 2 (North America), ECP tier 2 (China), MEPS tier 2 (Australia), Code of Conduct (Europe)
LPS	Limited Power Source 60950
RoHS	Specifications of directive 2011/65/EU Annex VI (ROHS-2) with amendment 2015/863-EU (ROHS-3) <a href="http://www.ce-mark.com/Rohs%20final.pdf">http://www.ce-mark.com/Rohs%20final.pdf</a>

Delivering leading edge, innovative power solutions for more than **30** years....

Model:GT-41134-06VV-x.x-W2U

August 8, 2020

 Intertek	S-Mark Certificate EN 60950-1:2006 + A11:2009 + A1:2010 + A12:2011+A2:2013 <a href="http://www.intertek.com/marks/s/">http://www.intertek.com/marks/s/</a>
 10276	Ukraine UKRSepr (Document: <a href="http://www.globtek.com/html/iso_certificates/GT_Ukraine.pdf">www.globtek.com/html/iso_certificates/GT_Ukraine.pdf</a> )
	WEEE: Complies with EU 2012/19/EU ( <a href="http://ec.europa.eu/environment/waste/wEEE/index_en.htm">http://ec.europa.eu/environment/waste/wEEE/index_en.htm</a> ) Mark is on the label or Molded in the case