

Delivering leading edge, innovative power solutions for more than **30** years....

Model:GTM21089-W2U

August 8, 2020

GTM21089-W2U

Information

Model Number

GTM21089-W2U

Description

GTM21089-W2U, Medical Power Supply, Wall Plug-in, Regulated Switchmode AC-DC Power Supply AC Adaptor, , Input Rating: 100-240V~, 50-60 Hz, UK BS 1363, 2 Blade w/Dummy Ground Class II, Output Rating: 18 Watts, Power rating with convection cooling (W) , 3.3-48V in 0.1V increments, Approvals: VCCI; Double Insulation; CE; RoHS; WEEE; EAC; China RoHS; Ukraine;

Model Picture



Agency Documents

<http://www.globtek.info/certs/GTM21089/>

CE EC-Declaration

https://www.globtek.com/pdf/ec_declaration/a0O3000000A1YnzEAF

RoHS/RoHS2 Declaration

https://www.globtek.com/pdf/rohs_cert/a0O3000000A1YnzEAF

REACH Declaration

https://www.globtek.com/pdf/iso_certificates/REACH.pdf

Conflict Minerals Declaration

<https://www.globtek.com/pdf/conflict-minerals.pdf>

Delivering leading edge, innovative power solutions for more than **30** years....

Model:GTM21089-W2U

August 8, 2020

MODEL PARAMETERS

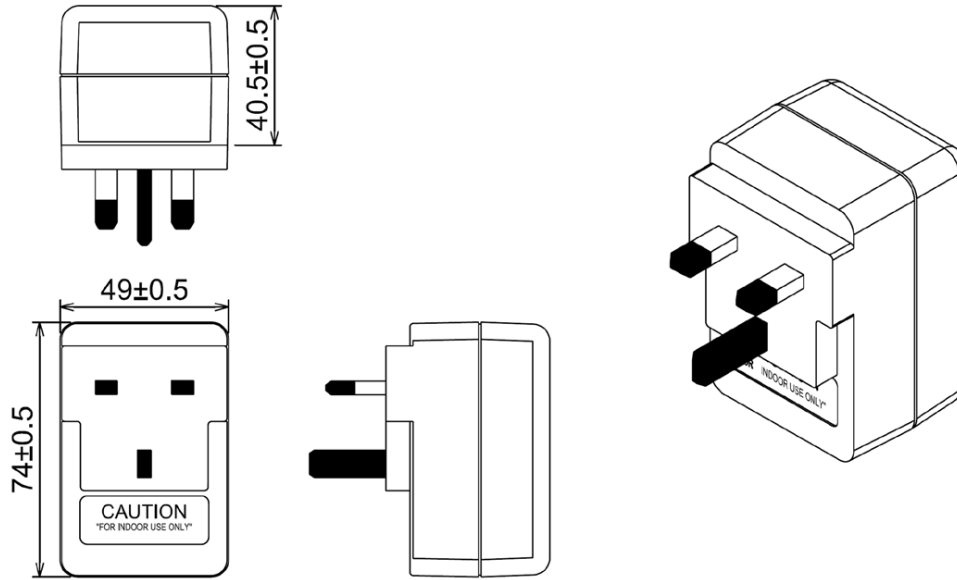
Type	Wall Plug-in
Technology	Regulated Switchmode AC-DC Power Supply AC Adaptor
Category	Medical Power Supply
Input Voltage	100-240V~, 50-60 Hz
I/P Amps (A)	0.5A max
Wattage (W)	18.0
Vout Range (V)	3.3-48
Efficiency Level	Meets/Exceeds for Medical
Ingress Protection	
Size (mm)	87*47*32

Delivering leading edge, innovative power solutions for more than 30 years....

Model:GTM21089-W2U

August 8, 2020

ENCLOSURE



INPUT CONNECTOR:
CONFIGURATION: CLASS II MODEL BS 1363, 2 MALE PRONGS WITH PLASTIC GROUND PRONG FOR RIGIDITY

Delivering leading edge, innovative power solutions for more than **30** years....

Model:GTM21089-W2U

August 8, 2020

RATING TABLE

Model Number	Voltage	Amps(A)	Watts(W)	RFQ
GTM21089-0903-W2U	3.3 V	2.6	8.58	RFQ
GTM21089-1305-W2U	5 V	2.6	13.00	RFQ
GTM21089-1506-W2U	6 V	2.5	15.00	RFQ
GTM21089-1509-W2U	9 V	1.7	15.30	RFQ
GTM21089-1512-W2U	12 V	1.25	15.00	RFQ
GTM21089-1815-W2U	15 V	1.2	18.00	RFQ
GTM21089-1818-W2U	18 V	1	18.00	RFQ
GTM21089-1824-W2U	24 V	0.75	18.00	RFQ
GTM21089-1848-15.0-W2U	33 V	0.54	17.82	RFQ
GTM21089-1848-12.0-W2U	36 V	0.5	18.00	RFQ
GTM21089-1948-W2U	48 V	0.39	18.72	RFQ

Model:GTM21089-W2U

August 8, 2020

SPECIFICATIONS

A) ELECTRICAL SPECIFICATIONS:

01. Input Voltage: Specified 90-264 Vac, Nameplate rated: 100-240Vac
02. Input Frequency: Specified 47-63 Hz, Nameplate rated 50-60Hz
03. Output Regulation: +/- 5% measured at the output connector, no minimum load required
04. Line Voltage Regulation: +/- 1% typical measured at full load
05. Output Ripple (Vp-p): 1% or 100 mV whichever is greater, measured at 20 MHz bandwidth with 0.1 uf ceramic capacitor in parallel with a low impedance 47 uf electrolytic capacitor connected at the end of the output connector
06. Turn-ON/OFF: 5% maximum, 1 mS typical recovery time for 25% step load
07. Turn-ON Delay: 1 Sec, typical
08. Hold-Up Time: 10 mS typical @ nominal input voltage and full load
09. Inrush Current: 30A maximum cold start @ 240Vac input
10. Switching Frequency: 100 KHz typical, varies with line and load
11. Efficiency: 75% typical at nominal input and full load

B) PROTECTION

01. Over-Voltage: Limited via crowbar method
02. Short Circuit: Momentary short circuit protected with auto recovery upon removal of short
03. Leakage Current: N/A for Class II units, there is no PE Ground pin, so Earth Leakage current is not measured
04. Touch Current: Maximum allowed values: 100uA NC(Normal condition) 500uA SFC(single fault condition)
05. Over-load: Hiccup with auto recovery
06. Input Protection: Input line and neutral fusing

C) SAFETY

01. Dielectric Withstand Voltage: 5656vdc from primary to secondary
02. Type of protection against electric shock: class II
03. Degree of protection against electric shock: not classified (no applied part)
04. Degree of protection Against ingress of water: IPX0 (ordinary)
05. Degree of safety of application in the presence of flammable anesthetic: not evaluated Mode of operation: continuous
06. Earth Leakage Current: <100 uA at 264Vac input voltage

D) OTHER:

01. MTBF: 200,000 Hours @ 25°C ambient temperature
02. Operating Temperature: 0°C to 40°C ambient temperature
03. Storage Temperature: -10°C to 80°C
04. Humidity: 0% to 90% relative humidity
05. ROHS: COMPLIES WITH EU 2011/65/EU AND CHINA SJ/T 11363-2006

E) ENCLOSURE

1. Upper Housing: High impact plastic, 94V0 polycarbonate, non-vented
2. Lower Housing: High impact plastic, 94V0 polycarbonate, non-vented
3. Size: 74*49*40.5 ± 0.5 mm

Delivering leading edge, innovative power solutions for more than **30** years....

Model:GTM21089-W2U

August 8, 2020

DERATING CURVE

Delivering leading edge, innovative power solutions for more than **30** years....

Model:GTM21089-W2U

August 8, 2020

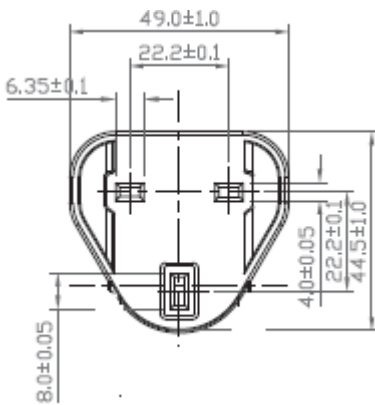
INPUT CONFIGURATION

 Description UK BS 1363, 2 Blade w/Dummy Ground Class II

The line and neutral pins have a rectangular cross section 6.35 mm by 4.0 mm, 17.7 mm long and with centres 22.2 mm apart. The protective-earth pin is a rectangular cross section 8.0 mm by 4.0 mm, 22.3 mm long and with a centre line 22.2 mm from the line/neutral pin centre line. The dimensions were originally specified in decimal inches with asymmetric tolerances and redefined as minimum and maximum metric dimensions in BS 1363:1984.

Dimensions are chosen to provide safe clearance to live parts. The distance from any part of the line and neutral pins to the periphery of the plug base must be not less than 9.5 mm. This ensures that nothing can be inserted alongside a pin when the plug is in use, and helps keep fingers away from the pins. The minimum insertion distance from the face of the socket-outlet to the first point of contact with a live part is 9.6 mm.

The "Dummy" longer earth pin ensures that the earth path is connected before the live pins, and remains connected after the live pins are removed. The earth pin is too large to be inserted into the line or neutral sockets by mistake.



Delivering leading edge, innovative power solutions for more than 30 years....

Model:GTM21089-W2U

August 8, 2020

OUTPUT CONFIGURATION

Common output connector options:


 L Type (Coaxial
5.5x2.5mm plug)

 C Type (Coaxial
5.5x2.1mm plug)

 K Type (Coaxial
3.5x1.3mm plug)

 LL Type (5.5x2.5mm
Locking 760k type)

 CL Type (5.5x2.1mm
Locking S761k type)

 ML2 Type (Molex
housing 43025-0200)

 YL3 Type
(KPPX-3P)


YL4 Type (KPPX-4P)


 EJ1/2/3/4/5 (EIAJ
RC-5320A type
connectors)

 MSB Type (Micro
USB)

 USBC Type (USB
Type C)

 Inquire for custom
design









 For a comprehensive list of options, [click here](#)

Contact GlobTek for your specific requirements or custom solutions.

Model:GTM21089-W2U

August 8, 2020

Approvals

Logo	Description
	Attention Mark / Refer to operating manual for operating and service instructions
	CE Mark: tested to comply with EN 60601-1-2:2015 Medical electrical equipment Part 1-2: - Mark is on the label or Molded in the case
	CHINA SJ/T 11364-2014, China RoHS Chart: http://en.globtek.com/globtek-rohs.php
	Declaration ДС № EAЭC N RU Д-US.KA01.B.10453_19 Custom Union of Russia, Belarus and Kazakhstan http://www.globtek.com/redirect/?loc=gost-certificate-eac-declaration
	Indoor Use Only - Mark is on the label or Molded in the case
RoHS	Specifications of directive 2011/65/EU Annex VI (ROHS-2) with amendment 2015/863-EU (ROHS-3) http://www.ce-mark.com/Rohs%20final.pdf
	Ukraine UKRSePro (Document: www.globtek.com/html/iso_certificates/GT_Ukraine.pdf)
	Japan: Voluntary Control Council for Interference (VCCI)
	WEEE: Complies with EU 2012/19/EU (http://ec.europa.eu/environment/waste/weee/index_en.htm) Mark is on the label or Molded in the case