

Delivering leading edge, innovative power solutions for more than 30 years....

Model:GTM91110P240xx

January 16, 2022

GTM91110P240xx

Information

Model Number	GTM91110P240xx
Description	GTM91110P240xx, Medical Power Supply, Open Frame/Internal, Regulated Switchmode AC-DC Power Supply AC Adaptor, , Input Rating: 100-240V~, 50-60 Hz, Molex 26-60-4050 5 Position Header Pin 1: Gnd, Pin 2: Removed, PIN 3: Neutral, Pin 4: removed, Pin 5: Line, Output Rating: 240 Watts, Power rating with convection cooling (W) , 12-55V in 0.1V increments, Approvals: WEEE; VCCI; Ukraine; FCC; China RoHS; RoHS; EAC; Book 60601; Class I; ETL; cETLus 60950-1; cETLus 60601; SIQ; SIQ; CE; ETL;
Model Picture	
Agency Documents	http://www.globtek.info/certs/GTM91110P/
CE EC-Declaration	https://www.globtek.com/pdf/ec_declaration/a00a000000Bz790EAB
RoHS/RoHS2 Declaration	https://www.globtek.com/pdf/rohs_cert/a00a000000Bz790EAB
REACH Declaration	https://www.globtek.com/pdf/iso_certificates/REACH.pdf
Conflict Minerals Declaration	https://www.globtek.com/pdf/conflict-minerals.pdf

Delivering leading edge, innovative power solutions for more than **30** years....

Model:GTM91110P240xx

January 16, 2022

MODEL PARAMETERS

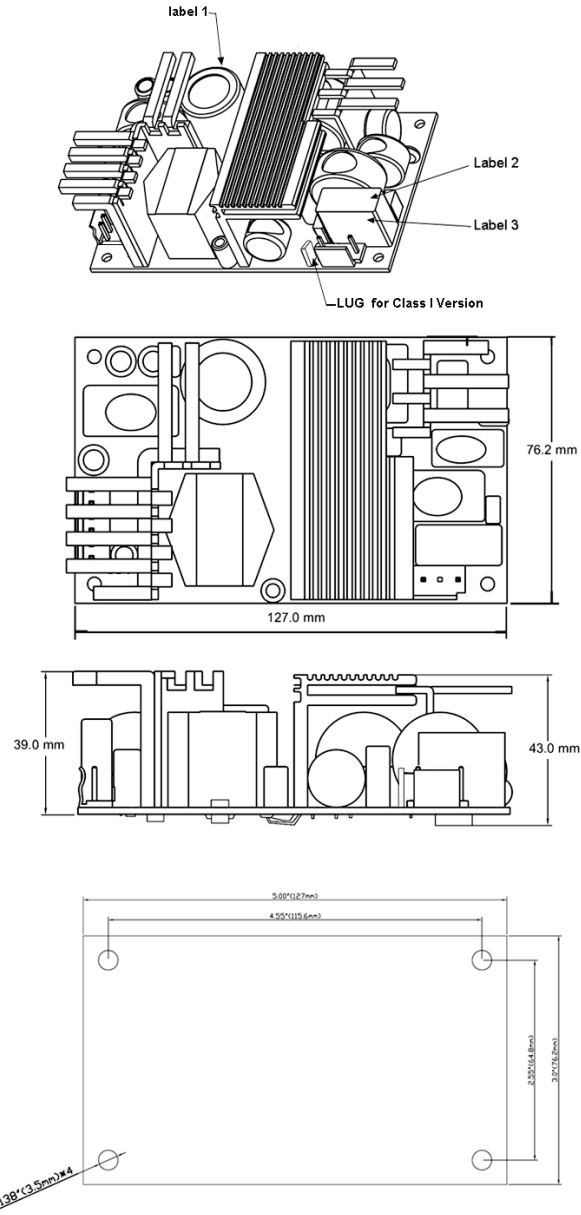
Type	Open Frame/Internal
Technology	Regulated Switchmode AC-DC Power Supply AC Adaptor
Category	Medical Power Supply
Input Voltage	100-240V~, 50-60 Hz
I/P Amps (A)	4.0
Wattage (W)	240.0
Vout Range (V)	12-55
Efficiency Level	
Ingress Protection	
Size (mm)	127*76*43

Delivering leading edge, innovative power solutions for more than 30 years....

Model:GTM91110P240xx

January 16, 2022

ENCLOSURE



MOUNTING REQUIREMENTS:
 USE ONLY M3 TYPE SCREWS AND STANDOFF FOR MOUNTING.
 HARDWARES BIGGER THAN M3 TYPE MAY CAUSE SPACING
 VIOLATION BETWEEN LIVE PARTS AND THE CHASSIS.

Delivering leading edge, innovative power solutions for more than **30** years....

Model:GTM91110P240xx

January 16, 2022

RATING TABLE

Model Number	Voltage	Amps(A)	Watts(W)	RFQ
GTM91110P24012-FA-S	12 V	20	240.00	RFQ
GTM91110P24015-FA-S	15 V	16	240.00	RFQ
GTM91110P24018-FA-S	18 V	13.333	239.99	RFQ
GTM91110P24024-FA-S	24 V	10	240.00	RFQ
GTM91110P24036-6.0-FA-S	30 V	8	240.00	RFQ
GTM91110P24036-FA-S	36 V	6.66	239.76	RFQ
GTM91110P24048-FA-S	48 V	5	240.00	RFQ
GTM91110P24055-FA-S	55 V	4.36	239.80	RFQ

SPECIFICATIONS

A) ELECTRICAL SPECIFICATIONS:

01. Input Voltage: Specified 90-264 Vac, Nameplate rated 100-240 Vac
02. Input Frequency: Specified 47-63 Hz, Nameplate rated 50/60 Hz
03. Inrush current: Cold start @ 25°C, 40A @ 115Vac, 80A @ 230Vac
04. Efficiency: 85% to 90% typical at full load, 120-240Vac input
05. Power factor: 0.98 typical at full load, 230Vac input
06. Turn on delay: 5 Seconds maximum, (3 seconds max option)
07. Load regulation: $\pm 1\%$ Measured at the connector side
08. Line regulation: $\pm 0.2\%$ Measured at the connector side
09. Output Ripple protection (Peak to Peak): $\pm 1\%$ maximum of nominal output voltage measured at 20 MHz bandwidth with 0.1 μ f ceramic capacitor in parallel with a low impedance 47 μ f electrolytic capacitor located 200mm from the end of the output connector
10. Turn on/off overshoot: 5% Maximum, 1mS recovery time
11. Hold up time: 8 mS @ 300W load, 10mS@200W load, 16mS@150W load at 115Vac input
12. Transient response: 2% Maximum deviation, returns to initial condition in 3 ms max for 25% load step, from 10% to 100% of rated load
13. Remote sense (optional): compensates for up to 0.5V voltage drop in output wiring.
Power supply will operate correctly, with or without remote sense pins hooked up.
14. Auxillary Output: For forced air fan 12V @ 250mA, if convection cooled 12V @ 150mA. Other output voltages and current ratings from 5V to 24V available, contact factory for availability.
15. Indicator: Green LED for output presence

B) PROTECTION

01. Input Protection: Input line fusing and 300Vac MOV
02. Short circuit: Protected. Unit will autorecover upon removal of short
03. Overload protection: Autorecover upon removal of overload
 - 150W, 175% - 210% of nominal power rating
 - 200W, 130% - 160% of nominal power rating
 - 240W, 110% - 130% of nominal power rating
 - 300W, 110% - 130% of nominal power rating
04. Over voltage: Protected at 110- 140% of nominal output voltage, latched type. AC cycling required to restore output. Autorecovery type OVP is an option, contact factory for availability.
05. Fan output protection: 3 Pin Linear Regulator, short circuit proof

C) SAFETY

01. Dielectric Withstand Voltage: 4000Vac or 5656Vdc from input to output,
On Class I models, 2500Vac or 3535Vdc from input to earth
02. Earth Leakage Current:
 - Class I Input Models: Does not exceed 500uA
 - Class II Input Models: Does not apply
03. Touch Current: Does not exceed 100uA, output terminations to earth
04. Output terminations rated as SELV, and Means of Operator Protection

D) OTHER:

01. MTBF: 200,000 Hours @ 25°C ambient temperature
02. Operating Temperature Range:

Delivering leading edge, innovative power solutions for more than **30** years....

Model:GTM91110P240xx

January 16, 2022

- 10°C to 50°C @ 100% output power rating
- 10°C to 70°C @ 50% output power derating

03. Cooling:

- Open Frame 150W Series: Convection
- Open Frame 240W and 300W Series: 20 CFM Forced Air Cooling
- Perforated Plastic Housing 200W Series: 20 CFM Forced Air Cooling,
with convection cooling 50% derated (100W) output capability.

04. Relative Humidity: operating 0% to 90% Non-condensing**05. Storage Temperature:** -30°C to 85°C**06. Altitude:** up to 2000 meter**07. Random vibration/transient drop:** MIL-STD 810E**E) MECHANICAL FORMAT:**

150W, 240W and 300W Open Frame version

Size: 127*76.2*43 mm

Weight: 470 grams

200W Perforated Plastic Enclosure version

Size: 140*87.6*51.9 mm

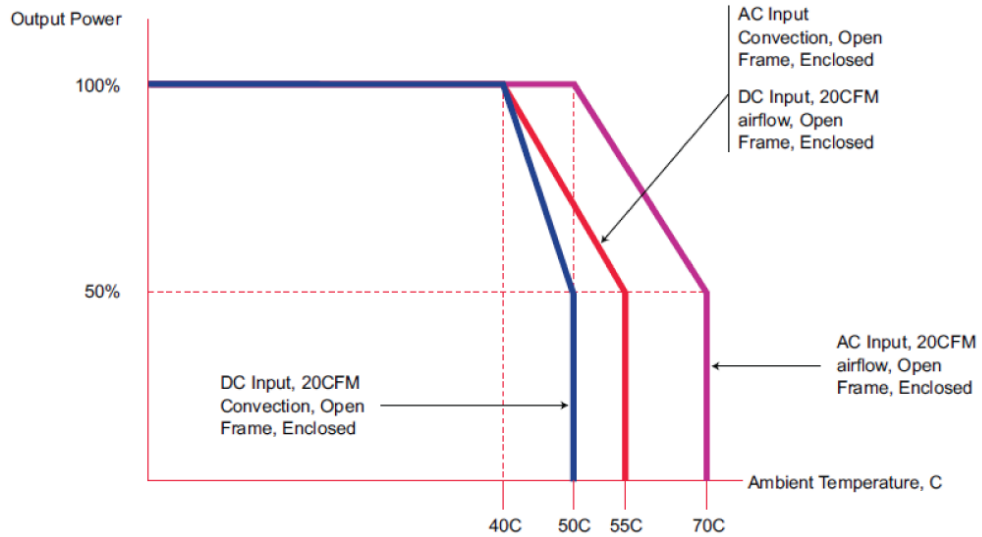
Weight: 620 grams

Delivering leading edge, innovative power solutions for more than 30 years....

Model:GTM91110P240xx

January 16, 2022

DERATING CURVE



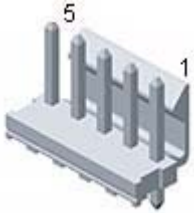
Delivering leading edge, innovative power solutions for more than **30** years....

Model:GTM91110P240xx

January 16, 2022

INPUT CONFIGURATION

Description Molex 26-60-4050 5 Position Header Pin 1: Gnd, Pin 2: Removed, PIN 3: Neutral, Pin 4: removed, Pin 5: Line



Optional Input Wiring Kits are available:

PN/Ordering No	Length	End A	End B
C810070M6MLX5(R)	60	IEC 60320 C8 (Faston)	MOLEX 09-50-3051
C810070M6MLX5HW(R)	60	IEC 60320 C8 (Hardwired)	MOLEX 09-50-3051
C1410070M6MLX5(R)	60	IEC 60320 C13	MOLEX 09-50-3051
MLX5410070M7MLX5(R)	73	MOLEX 09-50-3051	MOLEX 09-50-3051









Custom lengths, construction, cable types, ferrites, filters, and termination available upon request.

Delivering leading edge, innovative power solutions for more than 30 years....

Model:GTM91110P240xx

January 16, 2022



Approvals

Logo	Description
	60601-1 3rd Operating Instructions
	CE Certification
	CHINA SJ/T 11364-2014, China RoHS Chart: http://en.globtek.com/globtek-rohs.php
	Class I Earth Ground
Conforms to AAMI STD. ES60601-1 Certified to CAN/CSA STD.C22.2 NO.60601-1	Conforms to AAMI STD. ES60601-1,IEC 60601-1-11 Certified to CAN/CSA STD.C22.2 NO.60601-1
Conforms to UL STD. 60950-1 Certified to CSA STD C22.2 NO.60950-1	Conforms to UL STD. 60950-1 Certified to CSA STD C22.2 NO.60950-1
	Certification # TC RU AR46.B.75423 Custom Union of Russia, Belarus and Kazakhstan
	ETL 60950 Power Supply for GTM91110P240xx
	ETL 60950 Power Supply for GTM91110P240xx
	FCC PART 15 CLASS B
	Indoor Use Only - Mark is on the label or Molded in the case

Delivering leading edge, innovative power solutions for more than **30** years....

Model:GTM91110P240xx

January 16, 2022

RoHS	Specifications of directive 2011/65/EU Annex VI (ROHS-2) with amendment 2015/863-EU (ROHS-3) http://www.ce-mark.com/Rohs%20final.pdf
 IEC/EN60601-1	SIQ Mark License EN60601-1
 IEC/EN60950-1	SIQ Mark License EN60950-1
 10276	Ukraine UKRSepto (Document: www.globtek.com/html/iso_certificates/GT_Ukraine.pdf)
	Japan: Voluntary Control Council for Interference (VCCI)
	WEEE: Complies with EU 2012/19/EU (http://ec.europa.eu/environment/waste/weee/index_en.htm) Mark is on the label or Molded in the case