

Delivering leading edge, innovative power solutions for more than 30 years....

Model:GTM91128LIXCEL

January 16, 2022

DOE EPS 2.0 Level VI/CEC compliant Li-Ion (Lithium Ion) Intelligent/Smart Charger for 1, 2, or 3 cells certified for ITE(60950), Medical(60601), Household(60335/1310) use.

Information

Model Number	GTM91128LIXCEL
Description	GTM91128LIXCEL, ICT / ITE / Medical Power Supply, Wall Plug-in+Desktop Combination, Li-Ion Battery Charger, , Input Rating: 100-240V~, 50-60 Hz, IEC 60320/C8 AC Inlet connector, Output Rating: 12.6 Watts, Power rating with convection cooling (W) , 3.2-12.6V in 0.1V increments, Approvals: CB 60950; ETL; EAC; SIQ 61558; SIQ; SIQ; SIQ; S-Mark 60950; cRUus (up to 30V); cRUus; S-Mark IEC/EN 60601-1; S-Mark 62368; UKCA; CE; RoHS; China RoHS; WEEE; PSE; Ukraine; Double Insulation; ETL; CB 60335; Book 60601; VCCI; IP54;

Model Picture



Agency Documents	http://globtek.info/certs/GTM91128%20Lithium%20Ion%20Battery/
CE EC-Declaration	https://www.globtek.com/pdf/ec_declaration/a00a000000C2KH4EAN
RoHS/RoHS2 Declaration	https://www.globtek.com/pdf/rohs_cert/a00a000000C2KH4EAN
REACH Declaration	https://www.globtek.com/pdf/iso_certificates/REACH.pdf
Conflict Minerals Declaration	https://www.globtek.com/pdf/conflict-minerals.pdf

Delivering leading edge, innovative power solutions for more than **30** years....

Model:GTM91128LIXCEL

January 16, 2022

MODEL PARAMETERS

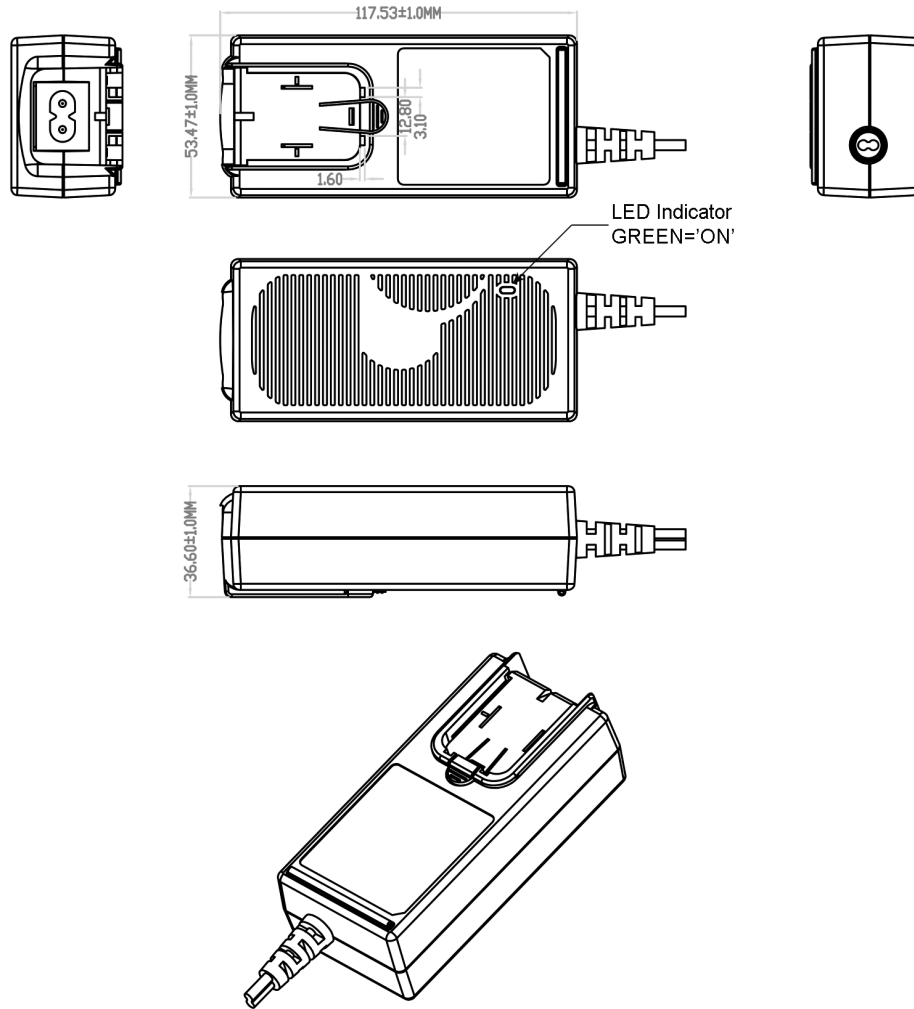
Type	Wall Plug-in+Desktop Combination
Technology	Li-Ion Battery Charger
Category	ICT / ITE / Medical Power Supply
Input Voltage	100-240V~, 50-60 Hz
I/P Amps (A)	1.5A
Wattage (W)	12.6
Vout Range (V)	3.2-12.6
Efficiency Level	N/A
Ingress Protection	Indoor Use
Size (mm)	102*46*37

Delivering leading edge, innovative power solutions for more than 30 years....

Model:GTM91128LIXCEL

January 16, 2022

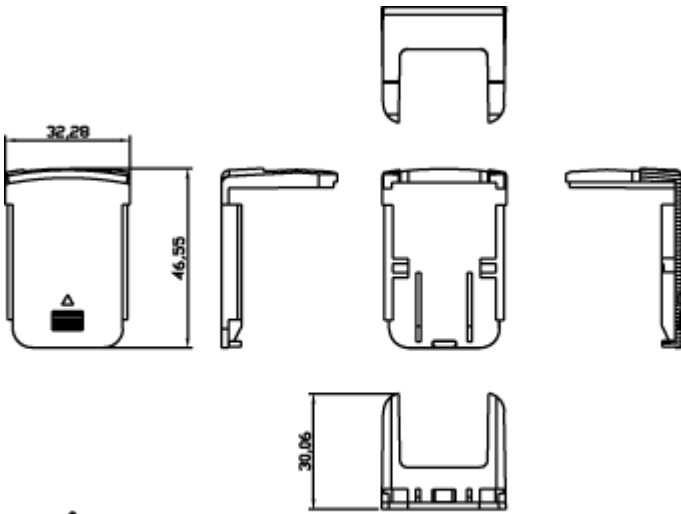
ENCLOSURE



Delivering leading edge, innovative power solutions for more than **30** years....

Model:GTM91128LIXCEL

January 16, 2022



DESKTOP INSERT INSTALLED

Delivering leading edge, innovative power solutions for more than 30 years....

Model:GTM91128LIXCEL

January 16, 2022

RATING TABLE

Model Number	Voltage	Amps(A)	Watts(W)	RFQ
GTM91128NMCHARGER203220 (2 cell NIMH Charger preliminary)	3.2 V	2	6.40	RFQ
GTM91128LICHARGER203620 (LiFeP04 Charger)	3.6 V	2	7.20	RFQ
GTM91128LI1CEL-04216	4.2 V	1.64	6.89	RFQ
GTM91128LI1CEL(1.5A)	4.2 V	1.5	6.30	RFQ
GTM91128LI1CEL	4.2 V	1	4.20	RFQ
GTM91128LI1CEL-04215	4.2 V	1.5	6.30	RFQ
GTM91128NMCHARGER204817 (3 cell NIMH Charger preliminary)	4.8 V	1.75	8.40	RFQ
GTM91128NMCHARGER206416 (4 cell NIMH Charger preliminary)	6.4 V	1.6	10.24	RFQ
GTM91128LICHARGER207220 (LiFeP04 Charger)	7.2 V	2	14.40	RFQ
GTM91128NMCHARGER208016 (5 cell NIMH Charger preliminary)	8.0 V	1.6	12.80	RFQ
GTM91128LI2CEL(1.6A)	8.4 V	1.6	13.44	RFQ
GTM91128LI2CEL	8.4 V	1	8.40	RFQ
GTM91128NMCHARGER209614 (6 cell NIMH Charger preliminary)	9.6 V	1.4	13.44	RFQ
GTM91128LICHARGER210820 (LiFeP04 Charger)	10.8 V	2	21.60	RFQ
GTM91128NMCHARGER211214 (7 cell NIMH Charger preliminary)	11.2 V	1.4	15.68	RFQ
GTM91128LI3CEL(1.4A)	12.6 V	1.4	17.64	RFQ
GTM91128NMCHARGER212614 (8 cell NIMH Charger preliminary)	12.6 V	1.4	17.64	RFQ
GTM91128LI3CEL	12.6 V	1	12.60	RFQ

PROPRIETARY INFORMATION

PROPRIETARY OF GLOBTEK, INC. ANY REPRODUCTION, DISCLOSURE OR USE OF THIS DRAWING, IN WHOLE OR IN PART, IS HEREBY PROHIBITED EXCEPT AS SPECIFIED IN WRITING BY GLOBTEK, INC.

SPECIFICATIONS

A) ELECTRICAL SPECIFICATIONS

Input Voltage: Specified 90-264 Vac, Nameplate rated: 100-240Vac

Input Frequency: Specified 47-63 Hz, Nameplate rated 50-60Hz

Input Current: < 1.5A RMS Max

01. Pre-Charge Current: 10% of bulk charge current (typical)

02. Bulk Charge Current: see table for nominal value, $\pm 10\%$ max variance

03. Full Charge Voltage: 1 cell: 4.2Vdc; 2 cell: 8.4Vdc, 3 cell: 12.6Vdc, +/-1% Max Variance

04. Charge Termination Current: 10% of bulk charge current (typical)

05. Pre-Charge to Bulk Charge Battery Transition Voltage: 1 cell: 2.86Vdc to 3.15Vdc, 2 cell: 5.72Vdc to 6.30Vdc; 3 cell: 8.58Vdc to 9.45Vdc Charger will be in pre-charge mode when the battery voltage is below the transition voltage.

06. Battery Charging Ambient Temperature: 0°C to 35°C

07. Back-Up Charge Termination Timer: 3 hours standard. Timer may be set to 3 to 12 hours range for batteries with high Ahr capacity by GT engineering. Charger will terminate charging when timer expired. Please advise Sales dept of you battery Ahr capacity.

08. LED Charge Status Indicator

a. Pre-Charge: Solid Amber

b. Bulk Charge: Solid Amber

c. Charge Complete: Solid Green

d. No battery or Fault: Green and Amber LED off

B) ENERGY EFFICIENCY PERFORMANCE

01. CEC Compliant, to Battery Charger Requirements, with up to 10Ahr battery

02. DOE Compliant, to Battery Charger Requirements, with up to 10Ahr battery

C) PROTECTION MODES*

01. Over Voltage Protection: 1 cell: 4.6Vdc - 5.0Vdc, 2 cell: 9.2Vdc - 10.0Vdc; 3 cell: 13.8Vdc - 15.0Vdc Charger will terminate charging when over voltage occurs

02. Short Circuit Protection: Charger will not commence charging when BAT+ and BAT- are shorted

03. Over Temperature Protection: Charger will terminate charging if battery temperature reached 45°C ± 3 °C. Charger will autorecover when temperature drops to about 30°C ± 3 °C. For this feature, 10Kohm thermistor (NTC, 103AT) is required to be installed inside the battery pack. For battery packs without the thermistor, over temperature protection feature is not available and a 10K Ohm resistor is installed inside the charger to bypass the over temperature protection circuit.

04. Reverse Battery Protection: Battery should be mechanically protected from being installed reversed

05. Defective Battery Protection: If battery voltage will not rise above the pre-charge to bulk charge transition voltage (2.86Vdc to 3.15Vdc) within 30 minutes from the time pre-charging begins, the battery is considered defective and the charger will terminate charging.

*When fault condition occurs, the battery has to be removed from the charger and reinstalled after at least 3 seconds to reset the protection. Charging will commence after battery reinstallation only when the fault is cleared.

D) SAFETY

1. IEC 60950-1, IEC 60601-1, IEC 60335-1, IEC 61558-1.

2. Dielectric Withstand Voltage: 5656 Vdc from primary to secondary

3. Earth Leakage Current: N/A for Class II units, there is no PE Ground pin, so Earth Leakage current is not measured

4. Touch Current: Maximum allowed values: 100uA NC(Normal condition) 500uA SFC(single fault condition)

Delivering leading edge, innovative power solutions for more than **30** years....

Model:GTM91128LIXCEL

January 16, 2022

E) OTHER:

01. MTBF: 300,000 Hours @ 25°C ambient temperature
02. Operating Temperature: 0°C to 35°C ambient temperature
03. Humidity: 0% to 90% relative humidity
04. Storage Temperature: -10°C to 70°C
05. Cooling: Convection

F) ENCLOSURE

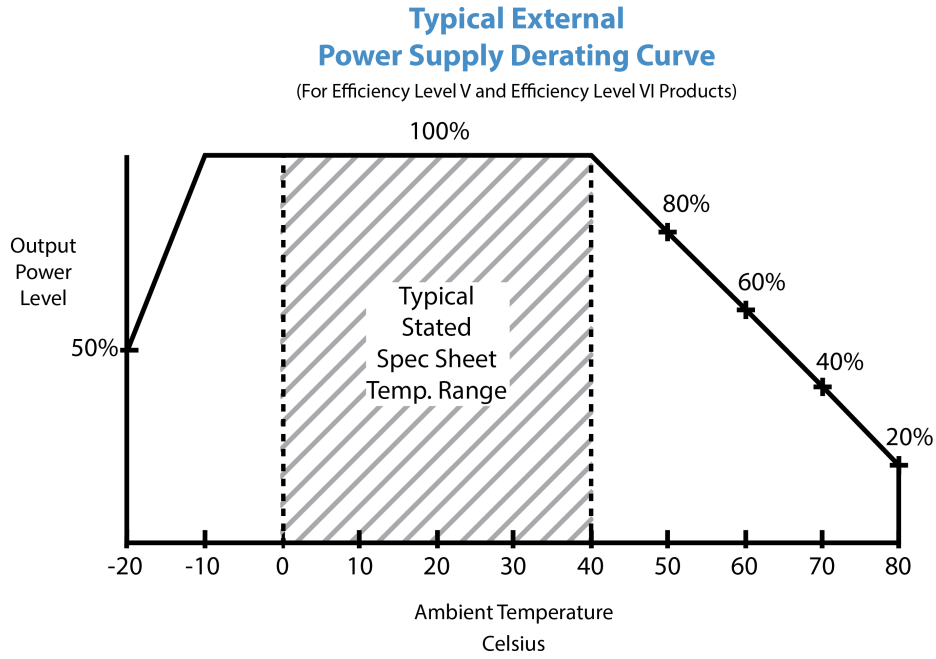
01. Housing: High impact plastic, 94V0 polycarbonate, non-vented
 02. Size: 53.47*117.53*36.6 +/-1.0 mm
 03. Markings: Label and/or Pad Printed and/or Molded in the case
 04. GREEN LED to indicate (see above electrical specifications)
-

Delivering leading edge, innovative power solutions for more than 30 years....

Model:GTM91128LIXCEL

January 16, 2022

DERATING CURVE



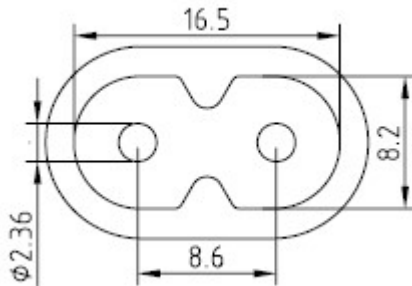
Delivering leading edge, innovative power solutions for more than 30 years....

Model:GTM91128LIXCEL

January 16, 2022

INPUT CONFIGURATION

Description IEC 60320/C8 AC Inlet connector

[Blade Insertion Instructions](#)
[R-Blade Style Instruction Video](#)


Mates with IEC 60320/C8 Plug

This series of Interchangeable Blade products may be used with Proprietary Interchangeable Blades as described below or with standard international power cords.

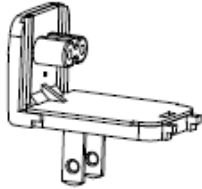
Optional INPUT BLADES: R-Socket: below are available blades configurations which are "not included" (unless stated above); may be purchased separately, packaged with power supply, or as a separate "R-KIT" if specified

# Part Number	Main Country/Region	Plug	IECEE Type
1 R-NA-2(R)	North America, Japan	Nema 1-15P	Type A
2 R-SAA-2(R)	Australia/New Zealand	AS/NZ 3112	Type I
3 R-UK-2(R)	United Kingdom/Ireland	UK, Hong Kong, Singapore, Gulf States	Type G
4 R-EU-2(R)	Europe	CEE 7/16	Type C
5 R-CN-2(R)	China	GB 2099	Type A
6 461-03030003(R)	N/A	R-DI(R) Desktop Insert for use with a cord	N/A
7 R-KIT-2(R)	prepackaged kit	1,2,3,4 above	N/A
8 R-KIT-2-INTL(R)	prepackaged kit	2,3,4 above	N/A

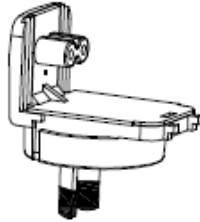
Delivering leading edge, innovative power solutions for more than 30 years....

Model:GTM91128LIXCEL

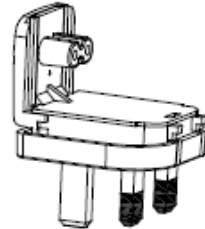
January 16, 2022



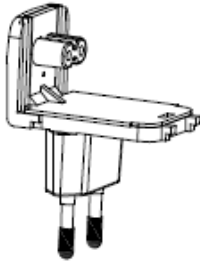
UL 2P

 P/N: R-NA-2(R)
 NORTH AMERICA
 JAPAN


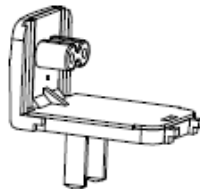
AUS 2P

 P/N: R-SAA-2(R)
 AUSTRALIA


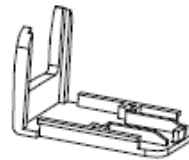
UK 2P

 P/N: R-UK-2(R)
 UNITED KINGDOM
 HONG KONG
 SINGAPORE


EU 2P

 P/N: R-EU-2(R)
 EUROPE
 SOUTH AMERICA


CN 2P

 P/N: R-CN-2(R)
 CHINA


R-DI

 P/N: R-DI
 DESKTOP INSERT

Standard Cordsets

Below are standard cordsets which are "not included" (unless stated above); these may be purchased separately or packaged with the power supply. Contact your Sales Engineer if the style required is not shown below. Many more available in different lengths, colors or cable material.

[Standard International IEC 320/C7 Cordsets](#)

Part Number	Country	Plug	Connector	Length (mm)	Length (feet)
<u>2094112M703(R)</u>	Argentina (Type I)	IRAM 2063	IEC 320/C7	2000	7
<u>5014112M703A(R)</u>	Australian (Type I)	AS 3112	IEC 320/C7	2000	7

Delivering leading edge, innovative power solutions for more than **30** years....

Model:GTM91128LIXCEL

January 16, 2022

207B4111M8703(R)	Brazil (Type N)	NBR14136	IEC 320/C7	1800	6
4533501M8703(R)	China (Type A)	GB 2099.1	IEC 320/C7	1830	6
2074112M703A(R)	European (Type C)	CEE 7/16	IEC 320/C7	2000	7
2084111M8703(R)	South Africa (Type M)	BS 546	IEC 320/C7	1800	6
2084111M8703B(R)	India (Type D)	ISI:1293	IEC 320/C7	1800	6
2714111M8703A(R)	India (Type C)	ISI:1293	IEC 320/C7	1800	6
451J3401M8703(R)	Japan (Type A)	JIS 8303	IEC 320/C7	1830	6
2044112M703A(R)	Korea (Type C)	KS C8305	IEC 320/C7	2000	7
4511116F703A(R)	N. American (Type A)	NEMA 1-15P	IEC 320/C7	1830	6
4033401M8703A(R)	Taiwan (Type A)	CNS690	IEC 320/C7	1830	6
6104112M703A(R)	UK, Hong Kong, Singapore, Gulf States (Type G)	BS1363	IEC 320/C7	2000	7

Delivering leading edge, innovative power solutions for more than 30 years....

Model:GTM91128LIXCEL

January 16, 2022

OUTPUT CONFIGURATION

Common output connector options:



L Type (Coaxial 5.5x2.5mm plug)




C Type (Coaxial 5.5x2.1mm plug)



K Type (Coaxial 3.5x1.3mm plug)



LL Type (5.5x2.5mm Locking 760k type)



CL Type (5.5x2.1mm Locking S761k type)



ML2 Type (Molex housing 43025-0200)



YL3 Type (KPPX-3P)



YL4 Type (KPPX-4P)



EJ1/2/3/4/5 (EIAJ RC-5320A type connectors)



MSB Type (Micro USB)



USBC Type (USB Type C)



Inquire for custom design

For a comprehensive list of options, [click here](#)









Contact GlobTek for your specific requirements or custom solutions.

Delivering leading edge, innovative power solutions for more than **30** years....

Model:GTM91128LIXCEL

January 16, 2022







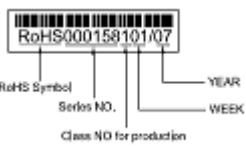


Approvals

Logo	Description
	60601-1 3rd Operating Instructions
No Logo Applicable	CB IEC 60950-1:2005 +A1 +A2
	CE Certification
No Logo Applicable	IEC 60335-1:2010 (Fifth Edition) incl. Corr. 1:2010 and Corr. 2:2011 + A1:2013
	IEC 60601-1-11 Issued: 2015/01/20 Ed. 2 Medical Elec. Equip.- Part 1-11: Gen. Req. for Basic Safety &Essential Perf.- Collateral Standard - Req. for Medical Elec. Equip. & Medical Elec.Systems Used in the Home Healthcare Environment
	CHINA SJ/T 11364-2014, China RoHS Chart: http://en.globtek.com/globtek-rohs.php
	cRUus Registered E170507 CSA C22.2 No. 60950-1 2nd Ed. (up to 30V)
	cRUus UL Recognized Component E172861 3rd Edition w-RM ANSI-AAMI ES60601-1 (2005 + C1:09 + A2:10) and CAN-CSA-C22.2 No. 60601-1 (2008)
	
	Certification # TC RU AR46.B.75423 Custom Union of Russia, Belarus and Kazakhstan

Delivering leading edge, innovative power solutions for more than 30 years....

Model:GTM91128LIXCEL

January 16, 2022

	Information Technology Equipment Safety Part 1: General Requirements (UL 60950-1 Issued: 2007/03/27 Ed: 2 Rev: 2014/10/14) Information Technology Equipment Safety Part 1: General Requirements (CSA C22.2 No. 60950-1
	Indoor Use Only - Mark is on the label or Molded in the case
IP54	Ingress Protection: ?IP54 to IEC60529:2001 Protected against dust - limited ingress (no harmful deposit) and Protected against sprays from all directions - limited ingress permitted
 GlobTek, Inc.	JAPAN TUV R-PSE, Cert. No. JD 50471624, to J62368-1(H30) , J55032(H29),J3000(H25,[15V or less]. Please reference the following website for guidelines on PSE regulations: http://en.globtek.com/importing-ite-and-medical-power-supplies-ac-adaptors-to-japan/
RoHS	Specifications of directive 2011/65/EU Annex VI (ROHS-2) with amendment 2015/863-EU (ROHS-3) http://www.ce-mark.com/Rohs%20final.pdf
	EN 60601-1:2006 + A1:2013 + A12:2014 EN 60601-1-11:2015
	S-Mark Certificate EN 62368-1:2014 + A11 (http://www.intertek.com/marks/s/)
	S-Mark Certificate EN 60950-1:2006 + A11:2009 + A1:2010 + A12:2011 +A2:2013 (http://www.intertek.com/marks/s/)
	Serial Number Information
 IEC/EN60335-1	SIQ IEC/EN 60335-1 (Safety of Household and Similar Electrical Appliances, Part 1: General Requirements) up to 36 volts
 IEC/EN60601-1	SIQ Mark License EN60601-1, 3rd edition

Delivering leading edge, innovative power solutions for more than **30** years....

Model:GTM91128LIXCEL

January 16, 2022

 IEC/EN60950-1	SIQ Mark License EN 60950-1:2006 + A1:2010 + All :2009 + A12:2011
 IEC/EN61558-1	EN 61558-2-16:2009 + A1 :2013 EN 61558-1 :2005 + A 1 :2009EN 61558-2-16:2009 + A1 :2013 EN 61558-1 :2005 + A 1 :2009EN 61558-2-16:2009 + A1 :2013 EN 61558-1 :2005 + A 1 :2009EN 61558-2-16:2009 + A1 :2013 EN 61558-1 :2005 + A 1 :2009
	UKCA Certification
 10276	Ukraine UKRSepr (Document: www.globtek.com/html/iso_certificates/GT_Ukraine.pdf)
	Japan: Voluntary Control Council for Interference (VCCI)
	WEEE: Complies with EU 2012/19/EU (http://ec.europa.eu/environment/waste/weee/index_en.htm) Mark is on the label or Molded in the case