

Delivering leading edge, innovative power solutions for more than **30** years....

Model:GTM41080-36.1-48V-M-IP40

April 15, 2021

GTM41080-36.1-48V-M-IP40

Information

Model Number

GTM41080-36.1-48V-M-IP40

Description

GTM41080-36.1-48V-M-IP40, Medical Power Supply/Class 2 Power Supply, 60601-1-4th Ed. , Wall Plug-in, Regulated Switchmode AC-DC Power Supply AC Adaptor, , Input Rating: 100-240V~, 50-60 Hz, Blade Options for Q Series Wall Plug-in Power Supplies, Output Rating: 18 Watts, Power rating with convection cooling (W) , 36.1-48V in 0.1V increments, Approvals: Fuse 60335; cETLus; cETLus; IP40; WEEE; PSE; Double Insulation; VCCI; EAC; CB 60601-1; Ukraine; CE; cETLus 60601-1 3rd; RoHS; Book 60601; Level V; S-Mark IEC/EN 60601-1; UL 1310; China RoHS; CB EN/IEC 60335-1; NOM; CE; CB 60601-1; CE; BIS;

Model Picture



Agency Documents

<http://www.globtek.info/certs/GTM41080/>

CE EC-Declaration

https://www.globtek.com/pdf/ec_declaration/a0Oa000000C2dRFEAZ

RoHS/RoHS2 Declaration

https://www.globtek.com/pdf/rohs_cert/a0Oa000000C2dRFEAZ

REACH Declaration

https://www.globtek.com/pdf/iso_certificates/REACH.pdf

Conflict Minerals Declaration

<https://www.globtek.com/pdf/conflict-minerals.pdf>

Delivering leading edge, innovative power solutions for more than **30** years....

Model:GTM41080-36.1-48V-M-IP40

April 15, 2021

MODEL PARAMETERS

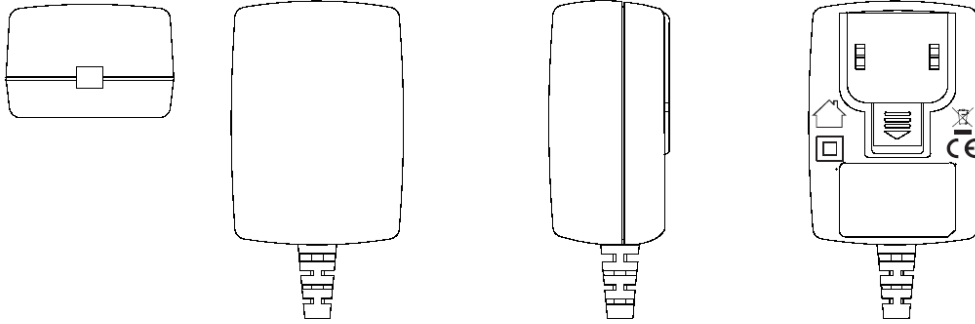
Type	Wall Plug-in
Technology	Regulated Switchmode AC-DC Power Supply AC Adaptor
Category	Medical Power Supply/Class 2 Power Supply
Input Voltage	100-240V~, 50-60 Hz
I/P Amps (A)	0.6 A
Wattage (W)	18.0
Vout Range (V)	36.1-48
Efficiency Level	V
Ingress Protection	IP40 Standard, IP52 Optional
Size (mm)	74*44*34

Delivering leading edge, innovative power solutions for more than 30 years....

Model:GTM41080-36.1-48V-M-IP40

April 15, 2021

ENCLOSURE



Delivering leading edge, innovative power solutions for more than **30** years....

Model:GTM41080-36.1-48V-M-IP40

April 15, 2021

RATING TABLE

Model Number	Voltage	Amps(A)	Watts(W)	RFQ
a17a000000LICsm	V			RFQ
GTM41080-1507-1.0	6 V	2.5	15.00	RFQ
GTM41080-1507	7 V	2.14	14.98	RFQ
GTM41080-1511-3.5	7.5 V	2	15.00	RFQ
GTM41080-1811-2.0	9 V	2	18.00	RFQ
GTM41080-1811-1.0	10 V	1.8	18.00	RFQ
GTM41080-1817.9-5.9	12 V	1.5	18.00	RFQ
GTM41080CC1017.9-2.9	15 V	0.67	10.05	RFQ
GTM41080-1817.9-2.9	15 V	1.2	18.00	RFQ
GTM41080-1830-12.0	18 V	1	18.00	RFQ
GTM41080-1830-10.0	20 V	0.9	18.00	RFQ
GTM41080-1830-6.0	24 V	0.75	18.00	RFQ
GTM41080-1830	30 V	0.6	18.00	RFQ
GTM41080-1838-2.0	36 V	0.5	18.00	RFQ
GTM41080-1848-8.0	40 V	0.45	18.00	RFQ
GTM41080-1848	48 V	0.375	18.00	RFQ

Delivering leading edge, innovative power solutions for more than 30 years....

Model:GTM41080-36.1-48V-M-IP40

April 15, 2021

SPECIFICATIONS

A) ELECTRICAL SPECIFICATIONS:

01. Input Voltage: 100-240 Vac
02. Input Frequency: 47 - 63 Hz
03. Output Regulation: +/- 5% measured at the output connector
04. Line Voltage Regulation: +/- 1% typical measured at full load
05. Output Ripple (Vp-p): +/-1% or 150 mV whichever is greater, measured at 20 MHz bandwidth with 0.1 uf ceramic capacitor in parallel with 10 uf electrolytic capacitor connected at the end of the output connector at nominal line
06. Turn-ON/OFF Overshoot: 5% maximum, 1 mS typical recovery time for 25% to 50% step load
07. Turn-ON Delay: 3000 mS, maximum @ full load, nominal line
08. Hold-Up Time: 8 mS typical @ nominal input voltage and full load
09. Inrush Current: 30A maximum cold start @ 240Vac input
10. Switching Frequency: 65 KHz typical
11. Efficiency: Compliant with Worldwide Level V standards.
12. No Load Standby Power: <0.3 W

B) PROTECTION

01. Over-Voltage: Electronically Protected Zener clamp across the output
02. Short Circuit: Electronically Protected unit will auto recover upon removal of fault
04. Input Protection: Input line and neutral fusing

C) SAFETY

01. Dielectric Withstand Voltage: 5656Vdc from primary to secondary
02. Earth Leakage Current: N/A for Class II units, there is no PE Ground pin, so Earth Leakage current is not measured
03. Touch Current: Maximum allowed values: 100uA NC(Normal condition) 500uA SFC(single fault condition)
04. Means of Protection: 2 x MOPP
05. Primary to Secondary Bridging Capacitor: (2) * Y1 type capacitors in series
06. ROHS 2: Complies with EU 2011/65/EU and China SJ/T 11363-2006

D) OTHER:

01. MTBF: 200,000 Hours @ 25°C ambient temperature
02. Operating Temperature: 0°C to 40°C ambient temperature
03. Humidity: 0% to 90% relative humidity
04. Storage Temperature: -10°C to 80°C
05. Cooling: Convection

E) ENCLOSURE

01. Housing: High impact plastic, 94V0 polycarbonate, non-vented
02. Size: 43.5 x 74.0 x 35.3 mm +/-1.0 mm
03. Markings: Label and/or Pad Printed and/or Molded in the case

PROPRIETARY INFORMATION

PROPRIETARY OF GLOBTEK, INC. ANY REPRODUCTION, DISCLOSURE OR USE OF THIS DRAWING, IN WHOLE OR IN PART, IS HEREBY PROHIBITED EXCEPT AS SPECIFIED IN WRITING BY GLOBTEK, INC.

<https://en.globtek.com/datasheet/id/a0Oa000000C2dRF>

Delivering leading edge, innovative power solutions for more than **30** years....

Model:GTM41080-36.1-48V-M-IP40

April 15, 2021

DERATING CURVE

Delivering leading edge, innovative power solutions for more than 30 years....

Model:GTM41080-36.1-48V-M-IP40


April 15, 2021

INPUT CONFIGURATION

Description Blade Options for Q Series Wall Plug-in Power Supplies

 Data Sheet: <http://en.globtek.com/interchangeable-blades.php>

 Insertion Instructions: <http://www.globtek.com/pdf/Instructions-Interchangeable-Blades.pdf>

 Video: [Q-Blade Style Instruction Video](#)


INPUT CONNECTOR: Q-Socket (below are available blades configurations which are "not included" (unless stated above); can be purchased separately, package with power supply or as a separate "Q-KIT" if specified

01. United States / Canada / Japan NEMA 1-15P/ IEC PLUG Type A [WORKS IN PLUG B] configuration: NA 2 blades, Class II; US/CA/JP P/N: Q-NA(R)
02. Australian AS 3112 configuration: SAA 2 blade/ IEC TYPE I, Class II; AU P/N: Q-SAA(R)
03. UK BS 1363 configuration: UK 3 blade with dummy Ground/ IEC TYPE G, Class II; GB P/N: Q-UK(R)
04. European CEE 7/16 configuration: Europlug 2 pins/ IEC TYPE C [WORKS IN TYPE E&F], Class II; EU P/N: Q-EU(R)
05. Korean KS C8305 configuration: 2 pins/SIMILAR TO IEC TYPE C, Class II; KR P/N: Q-KR(R)
06. Argentina IRAM 2073 configuration: 2 blades/SIMILAR TO IEC TYPE I; AR P/N: Class II Q-AR(R)
07. China GB 2099 configuration: 2 blades/SIMILAR TO TYPE A, Class II; CN P/N:Q-CN(R)
08. India IS 1293 6A/BS546 configuration: 5A, 3 pins with Dummy Ground, Class II/IEC TYPE D; IN P/N: Q-IN(R)
09. IEC60320/C18 Inlet, Class II; P/N: Q-C18(R)
10. Brazilian NBR6147 configuration: 2 pins, Class II;SIMILAR TO IEC TYPE C BR P/N: Q-BR(R)
11. South Africa SABS164-1, 3 round prongs, Class II + dummy ground, IEC TYPE M P/N: Q-SANS164-1-16A(R)
12. South Africa SABS164-4, 3 round prongs with a notched prong @ 0°, Class II + dummy ground, IEC TYPE M Red, P/N: Q-SANS164-4L-16A(R)
13. South Africa SABS164-4, 3 round prongs with a notched prong @ -53°, Class II + dummy ground, Blue, IEC TYPE M,

PROPRIETARY INFORMATION

PROPRIETARY OF GLOBTEK, INC. ANY REPRODUCTION, DISCLOSURE OR USE OF THIS DRAWING, IN WHOLE OR IN PART, IS HEREBY PROHIBITED EXCEPT AS SPECIFIED IN WRITING BY GLOBTEK, INC.

<https://en.globtek.com/datasheet/id/a0Oa000000C2dRF>

Delivering leading edge, innovative power solutions for more than **30** years....

Model:GTM41080-36.1-48V-M-IP40

April 15, 2021

P/N:
Q-SANS164-4C-16A(R)
14. South Africa SABS164-4, 3 round prongs with a notched prong @ +53°, Class II + dummy ground, Black,IEC TYPE M
P/N:
Q-SANS164-4R-16A(R)

Kits

01. Q-KIT: 1,2,3,4 above
02. Q-KIT-INTL: 2,3,4 above
03. Q-KIT-6: 1,2,3,4,5,6 above
04. Q-KIT-7: 1,2,3,4,5,6,7 above
05. Q-KIT-8: 1,2,3,4,5,6,7,8 above

Delivering leading edge, innovative power solutions for more than 30 years....

Model:GTM41080-36.1-48V-M-IP40

April 15, 2021

OUTPUT CONFIGURATION

Common output connector options:


 L Type (Coaxial
5.5x2.5mm plug)

 C Type (Coaxial
5.5x2.1mm plug)

 K Type (Coaxial
3.5x1.3mm plug)

 LL Type (5.5x2.5mm
Locking 760k type)

 CL Type (5.5x2.1mm
Locking S761k type)

 ML2 Type (Molex
housing 43025-0200)

 YL3 Type
(KPPX-3P)


YL4 Type (KPPX-4P)


 EJ1/2/3/4/5 (EIAJ
RC-5320A type
connectors)

 MSB Type (Micro
USB)

 USBC Type (USB
Type C)

 Inquire for custom
design

 For a comprehensive list of options, [click here](#)

Contact GlobTek for your specific requirements or custom solutions.

Model:GTM41080-36.1-48V-M-IP40

April 15, 2021









Approvals

Logo	Description
	Book 60335 up to 36 Volts
	60601-1 3rd Operating Instructions
No Logo Applicable	CB to IEC 60601-1:2005 (Third Edition) + CORR. 1:2006 + CORR. 2:2007 + A1:2012 (or IEC 60601-1: 2012 reprint)
No Logo Applicable	CB report IEC 60601-1: 2005 + CORR. 1 (2006) + CORR. 2 (2007) and or EN 60601-1:2006 3rd Edition including 2MOOP requirements
No Logo Applicable	CB to 60335-1:2010 (Fifth Edition) incl. Corr. 1:2010 and Corr. 2:2011 + A1:2013
	CE Certification
	CE Certification CE Mark: tested to comply with EN 55032.2012+AC.2013 EN 61000-3-2.2014 EN 61000-3-3.2013 EN 60601-1-2.2015 EN 55024.2010
	CE Mark: tested to comply with EN 60601-1-2:2015 Medical electrical equipment Part 1-2: - Mark is on the label or Molded in the case
Conforms to ANSI/UL Std. 60950-1 Cert. to CAN/CSA Std. C22.2 NO. 60950-1	Conforms to ANSI/UL Std. 60950-1 2nd Edition Cert. to CAN/CSA Std.C22.2 NO.60950-1 2nd Edition
Conforms to UL std.1310 Cert. to CSA Std. C22.2 NO.222	cETLus UL std 1310 Up to 36 volts
	cETLus-Cert-4007497 ANSI/AAMI ES60601-1:2005 with AMD C1: 2009, AMD C2: 2010 and CAN/CSA-C22.2 No. 60601-1 2008 with COR 2:2011+ANSI/AAMI HA60601-1-11 Ed:1
	CHINA SJ/T 11364-2014, China RoHS Chart: http://en.globtek.com/globtek-rohs.php

Delivering leading edge, innovative power solutions for more than 30 years....

Model:GTM41080-36.1-48V-M-IP40




April 15, 2021

	
	Certification # TC RU AR46.B.75423 Custom Union of Russia, Belarus and Kazakhstan
IS 13252 (Part 1) IEC 60950-1  R-41017175 www.bis.gov.in	Bureau Of Indian Standards for GTM41080-1817.9-5.9, GTM41080-1507 -2.0, GTM41080-1507-1.0, GTM41080-1811-2.0, GTM41080-1817.9-2.9, GTM41080CC1017.9-2.9, GTM41080-1830-12.0, GTM41080-1830-6.0, GTM41080-1838-2.0, GTM41080-1848
	Indoor Use Only - Mark is on the label or Molded in the case
IP40	Ingress Protection: ?IP40 to IEC60529:2001 Protection against granular foreign bodies
EFFICIENCY LEVEL 	Efficiency: complies to section 301 of Energy Independence and Security Act (EISA) complies with Energy Star tier 2 (North America), ECP tier 2 (China), MEPS tier 2 (Australia), Code of Conduct (Europe)
 Fuente de alimentación	NOM (Mexico) to NOM-001-SCFI-1993 GTM41080-1507-2.0 5V only
 GlobTek, Inc.	JAPAN TUV Rheinland-PSE GlobTek Inc to J60950-1(H26) , J55022(H22),J3000(H25).Please follow the procedure listed in the following link for proper import to Japan: http://en.globtek.com/importing-to-japan.php .
RoHS	Specifications of directive 2011/65/EU Annex VI (ROHS-2) with amendment 2015/863-EU (ROHS-3) http://www.ce-mark.com/Rohs%20final.pdf
 Intertek IEC/EN60601-1	Semko S-Mark-Cert-EN60601-1 3.1rd Edition (http://www.intertek.com/marks/s/)

Delivering leading edge, innovative power solutions for more than **30** years....

Model:GTM41080-36.1-48V-M-IP40

April 15, 2021

 10276	Ukraine UKRSepr (Document: www.globtek.com/html/iso_certificates/GT_Ukraine.pdf)
DO NOT REMOVE THE TAG WARNING/ADVERTISEMENT RISK OF ELECTRIC SHOCK DRY LOCATION USE ONLY FOR INDOOR USE ONLY Risque de choc électrique Utilisation endroit sec Pour une utilisation en intérieur See instructions if the input plug does not fit the power outlet	UL1310 Warning Label Up To 36 Volts with plugs
	Japan: Voluntary Control Council for Interference (VCCI)
	WEEE: Complies with EU 2012/19/EU (http://ec.europa.eu/environment/waste/weee/index_en.htm) Mark is on the label or Molded in the case