

Delivering leading edge, innovative power solutions for more than 30 years....

Model:GTM41134-WWVV-FWT2

September 28, 2021

GTM41134-WWVV-FWT2


Information

Model Number

GTM41134-WWVV-FWT2

Description

GTM41134-WWVV-FWT2, Medical Power Supply, 60601-1-4th Ed. , Open Frame/Internal, Regulated Switchmode AC-DC Power Supply AC Adaptor, , Input Rating: 100-240V~, 50-60 Hz, IEC 60320/C8 AC Inlet connector, Class II, Non-Earth Ground (aka "Figure-8"), Output Rating: 6 Watts, Power rating with convection cooling (W) , 3.3-48V in 0.1V increments, Approvals: UKCA; CB 62368; S-Mark 62368; ETL; cETLus 62368-1; ETL 62368; LPS 60950; CE;

Model Picture**Agency Documents**<http://www.globtek.info/certs/GTM41134/>**CE EC-Declaration**https://www.globtek.com/pdf/ec_declaration/a0Oa000000MEmfkEAD**RoHS/RoHS2 Declaration**https://www.globtek.com/pdf/rohs_cert/a0Oa000000MEmfkEAD**REACH Declaration**https://www.globtek.com/pdf/iso_certificates/REACH.pdf**Conflict Minerals Declaration**<https://www.globtek.com/pdf/conflict-minerals.pdf>

Delivering leading edge, innovative power solutions for more than **30** years....

Model:GTM41134-WWVV-FWT2

September 28, 2021

MODEL PARAMETERS

Type	Open Frame/Internal
Technology	Regulated Switchmode AC-DC Power Supply AC Adaptor
Category	Medical Power Supply
Input Voltage	100-240V~, 50-60 Hz
I/P Amps (A)	0.6A Max
Wattage (W)	6.0
Vout Range (V)	3.3-48
Efficiency Level	N/A
Ingress Protection	
Size (mm)	84.5*41.5*17.0

PROPRIETARY INFORMATION

PROPRIETARY OF GLOBTEK, INC. ANY REPRODUCTION, DISCLOSURE OR USE OF THIS DRAWING, IN WHOLE OR IN PART, IS HEREBY PROHIBITED EXCEPT AS SPECIFIED IN WRITING BY GLOBTEK, INC.

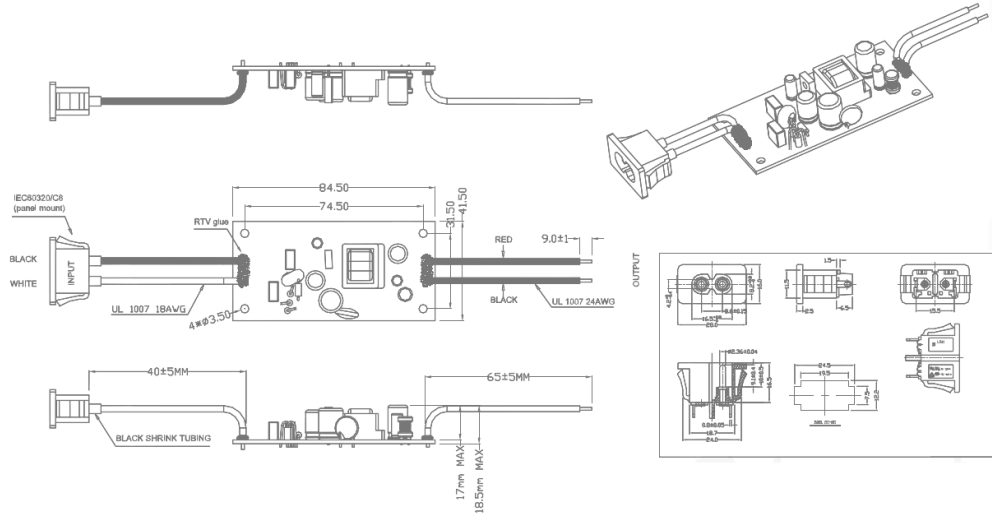
<https://en.globtek.com/datasheet/id/a0Oa000000MEmfk>

Delivering leading edge, innovative power solutions for more than 30 years....

Model:GTM41134-WVVV-FWT2

September 28, 2021

ENCLOSURE



Delivering leading edge, innovative power solutions for more than **30** years....

Model:GTM41134-WWVV-FWT2

September 28, 2021

RATING TABLE

Model Number	Voltage	Amps(A)	Watts(W)	RFQ
GTM41134-0606-1.0-FWT2	5 V	1.2	6.00	RFQ

SPECIFICATIONS

A) ELECTRICAL SPECIFICATIONS:

01. Input Voltage: Specified 90-264 Vac, Nameplate rated: 100-240Vac
02. Input Frequency: Specified 47-63 Hz, Nameplate rated 50-60Hz
03. Output Regulation: +/- 5% measured at the output connector
04. Line Voltage Regulation: +/- 1% typical measured at full load
05. Output Ripple (Vp-p): +/- 1% of output voltage, Vp-p, typical
06. Turn-ON/OFF: 5% maximum, 1 mS typical recovery time for 25% step load
07. Turn-ON Delay: 1 Sec, typical
08. Hold-Up Time: 8 mS typical @ nominal input voltage and full load
09. Inrush Current: 30A maximum cold start @ 115 Vac input, 60A maximum cold start @ 230 Vac input
10. Switching Frequency: 100 KHz typical, varies with line and load
11. Efficiency: 75% typical at nominal input and full load

B) PROTECTION

01. Over-Voltage: limited via crowbar method
02. Short Circuit/Over-load: momentary short circuit protected, output will autorecover upon removal of short
03. Input Protection: Input line

C) SAFETY

01. Dielectric Withstand Voltage: 5656 Vdc from primary to secondary
02. Earth Leakage Current: Did not exceed 5 mA in NORMAL CONDITION and 10 mA in SINGLE FAULT CONDITION
03. Touch Current: Did not exceed 100uA NC(Normal condition) 500uA SFC(single fault condition)
04. Earth continuity test:<0.1 Ohm or < 0.2 Ohm when with a non-detachable Power Supply cord, Class I Only
05. Type of protection against electric shock: class I
06. Degree of safety of application in the presence of flammable anesthetic: not evaluated
07. Mode of operation: Continuous
08. ROHS 2: Complies with EU 2011/65/EU and China SJ/T 11363-2006

D) OTHER:

01. MTBF: 200,000 Hours @ 25°C ambient temperature
02. Operating Temperature: 0°C to 40°C ambient temperature
03. Humidity: 0% to 90% relative humidity
04. Storage Temperature: -10°C to 80°C
05. Cooling: Convection

E) ENCLOSURE

01. Housing: Open Frame
02. Size: 84.6 x 41.4 x 28.9 mm

Delivering leading edge, innovative power solutions for more than **30** years....

Model:GTM41134-WWVV-FWT2

September 28, 2021

DERATING CURVE

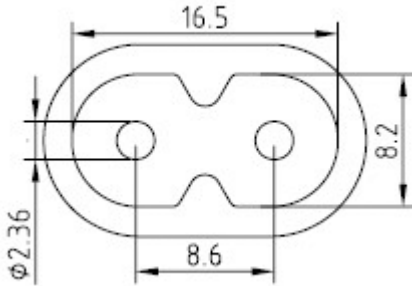
Delivering leading edge, innovative power solutions for more than 30 years....

Model:GTM41134-WVVV-FWT2

September 28, 2021

INPUT CONFIGURATION

Description IEC 60320/C8 AC Inlet connector, Class II, Non-Earth Ground (aka "Figure-8")



Mates with IEC 60320/C7 Plug

Below are standard cordsets which are "not included" (unless stated above); these may be purchased separately or packaged with the power supply. Please contact your Sales Engineer if the style required is not shown below. Many more available in different lengths, colors or cable material.

[Standard International IEC 320/C7 Cordsets](#)

Part Number	Type	Standard	Connector	Length (mm)	Length (feet)
2094112M703(R)	Argentina (Type I)	IRAM 2063	IEC 320/C7	2000	7
5014112M703A(R)	Australian (Type I)	AS 3112	IEC 320/C7	2000	7
207B4111M8703(R)	Brazil (Type N)	NBR14136	IEC 320/C7	1800	6
4533501M8703(R)	China (Type A)	GB 2099.1	IEC 320/C7	1830	6
2074112M703A(R)	European (Type C)	CEE 7/16	IEC 320/C7	2000	7
2084111M8703B(R)	India (Type D)	IS 1293	IEC 320/C7	1800	6
451J3401M8703(R)	Japan (Type A)	JIS 8303	IEC 320/C7	1830	6
2044112M703A(R)	Korea (Type C)	KS C8305	IEC 320/C7	2000	7
4511116F703A(R)	North America (Type A)	NEMA 1-15P	IEC 320/C7	1830	6
	South Africa (Type				






Delivering leading edge, innovative power solutions for more than **30** years....

Model:GTM41134-WVVV-FWT2

September 28, 2021

2084111M8703(R)	M)	BS 546	IEC320/C7	1830	6
4033401M8703A(R)	Taiwan (Type A)	CNS690	IEC 320/C7	1830	6
6104112M703A(R)	UK, Hong Kong, Singapore, Gulf States (Type G)	BS1363	IEC 320/C7	2000	7
451G1116F703A(R)	Gulf States (Kuwait, Bahrain, Oman, Qatar, Saudi Arabia, Yemen and the United Arab Emirates (UAE)(Type A)	Nema 1-15P	IEC320/C7	1830	6

Approvals

Logo	Description
No Logo Applicable	CB for IEC 62368-1:2014 (Second Edition)
	CE Certification CE Mark: tested to comply with EN 55032.2012+AC.2013 EN 61000-3-2.2014 EN 61000-3-3.2013 EN 60601-1-2.2015 EN 55024.2010
	Audio/Video, Information And Communication Technology Equipment - Part 1: Safety Requirements [UL 62368-1:2014 Ed.2] Audio/Video, Information And Communication Technology Equipment - Part 1: Safety Requirements [CSA C22.2#62368-1:2014 Ed.2]
Conforms to UL STD. 62368-1 Certified to CSA STD C22.2 NO.62368-1	Conforms to UL STD. 62368-1 Certified to CSA STD C22.2 NO.62368-1
	Medical Elec. Equip.- Part 1-11: Gen. Req. For Basic Safety & Essential Perf.- Collateral Standard - Req. For Medical Elec. Equip. & Medical Elec. Systems Used In The Home Healthcare Environment [IEC 60601-1-11:2015 Ed.2]
LPS	Limited Power Source 60950
	S-Mark Certificate EN 62368-1:2014 + A11 (http://www.intertek.com/marks/s/)
	UKCA Certification