


Delivering leading edge, innovative power solutions for more than 30 years....

Model:GTM91110P240VV-CA-S

August 8, 2020

Closed Frame ITE & Medical 240W Switching Power Supply in Industry Standard 3x5" Foot print Offers superior Isolation and high performance with a universal input of 90-264VDC and 12-55VDC Output

Information

Model Number	GTM91110P240VV-CA-S
Description	GTM91110P240VV-CA-S, ITE / Medical Power Supply, Enclosed-Metal, Regulated Switchmode AC-DC Power Supply AC Adaptor, , Input Rating: 100-240V~, 50-60 Hz, Molex 26-60-4030 3 Position Header Pin 1: Line, Pin 2: Removed, PIN 3: Neutral, Output Rating: 200 Watts, Power rating with convection cooling (W) , 12-55V in 0.1V increments, Approvals: CE; SIQ; SIQ; WEEE; RoHS; China RoHS; Ukraine; FCC; VCCI; GOST-R; CB 60601-1; cETLus 60601-1 3rd; CE; CB 60950; Book 60601; Class I;
Model Picture	
Agency Documents	http://www.globtek.info/certs/GTM91110P/
CE EC-Declaration	https://www.globtek.com/pdf/ec_declaration/a00a000000MgWUbeAN
RoHS/RoHS2 Declaration	https://www.globtek.com/pdf/rohs_cert/a00a000000MgWUbeAN
REACH Declaration	https://www.globtek.com/pdf/iso_certificates/REACH.pdf
Conflict Minerals Declaration	https://www.globtek.com/pdf/conflict-minerals.pdf

Delivering leading edge, innovative power solutions for more than **30** years....

Model:GTM91110P240VV-CA-S

August 8, 2020

MODEL PARAMETERS

Type	Enclosed-Metal
Technology	Regulated Switchmode AC-DC Power Supply AC Adaptor
Category	ITE / Medical Power Supply
Input Voltage	100-240V~, 50-60 Hz
I/P Amps (A)	4.0A
Wattage (W)	200.0
Vout Range (V)	12-55
Efficiency Level	N/A
Ingress Protection	
Size (mm)	140x87.6x51.9

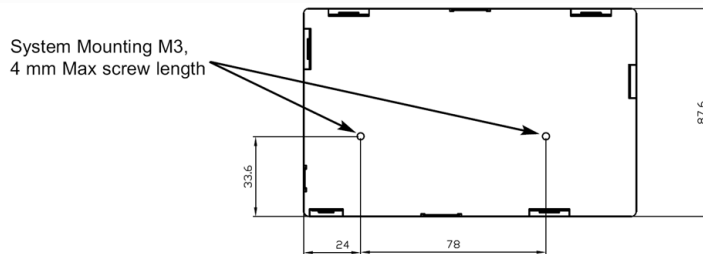
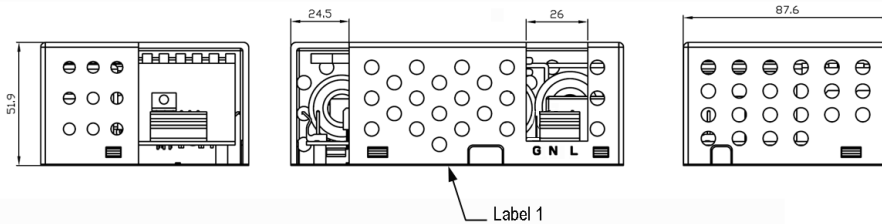
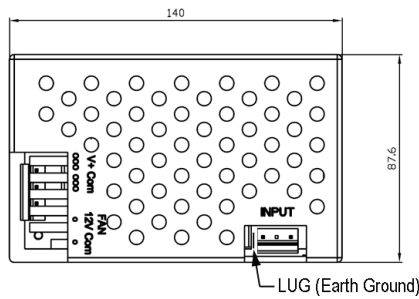
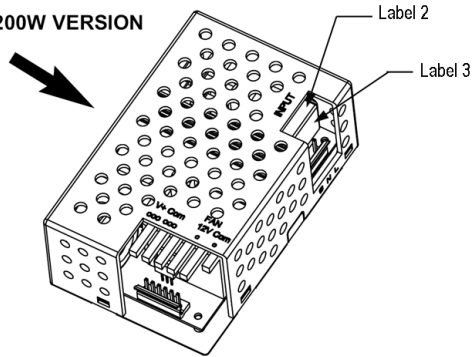
Delivering leading edge, innovative power solutions for more than 30 years....

Model:GTM91110P240VV-CA-S

August 8, 2020

ENCLOSURE

AIRFLOW DIRECTION FOR 200W VERSION



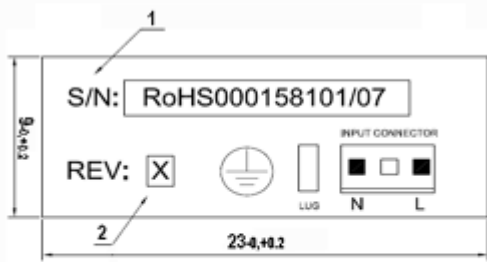
Delivering leading edge, innovative power solutions for more than **30** years....

Model:GTM91110P240VV-CA-S

August 8, 2020

Label 1
Position Label 1 on outside bottom plate

Label 2
Material: White art paper with Black nomenclature and is attached on top of CX1



1. S/N: SERIAL NUMBER
2. REV: BOM REVISION LEVEL,
THIS WILL CHANGED PER BOM REVISION LEVEL

Label 3
Material: White art paper with Black nomenclature and is attached on side of CX1



Delivering leading edge, innovative power solutions for more than **30** years....

Model:GTM91110P240VV-CA-S

August 8, 2020

RATING TABLE

Model Number	Voltage	Amps(A)	Watts(W)	RFQ
GTM91110P20015-CA-S	15 V	13.33	199.95	RFQ
GTM91110P24024-CA-S	24 V	8.33	199.92	RFQ
GTM91110P24036-6.0-CA-S	30 V	6.67	200.10	RFQ
GTM91110P24048-CA-S	48 V	4.17	200.16	RFQ

SPECIFICATIONS

A) ELECTRICAL SPECIFICATIONS:

01. Input Voltage: Specified 90-264 Vac, Nameplate rated 100-240 Vac
02. Input Frequency: Specified 47-63 Hz, Nameplate rated 50/60 Hz
03. Inrush current: Cold start @ 25°C, 40A @ 115Vac, 80A @ 230Vac
04. Efficiency: 85% to 90% typical at full load, 120-240Vac input
05. Power factor: 0.98 typical at full load, 230Vac input
06. Turn on delay: 5 Seconds maximum, (3 seconds max option)
07. Load regulation: $\pm 1\%$ Measured at the connector side
08. Line regulation: $\pm 0.2\%$ Measured at the connector side
09. Output Ripple protection (Peak to Peak): $\pm 1\%$ maximum of nominal output voltage measured at 20 MHz bandwidth with 0.1 μ f ceramic capacitor in parallel with a low impedance 47 μ f electrolytic capacitor located 200mm from the end of the output connector
10. Turn on/off overshoot: 5% Maximum, 1mS recovery time
11. Hold up time: 8 mS @ 300W load, 10mS@200W load, 16mS@150W load at 115Vac input
12. Transient response: 2% Maximum deviation, returns to initial condition in 3 ms max for 25% load step, from 10% to 100% of rated load
13. Remote sense (optional): compensates for up to 0.5V voltage drop in output wiring.
Power supply will operate correctly, with or without remote sense pins hooked up.
14. Auxillary Output: For forced air fan 12V @ 250mA, if convection cooled 12V @ 150mA. Other output voltages and current ratings from 5V to 24V available, contact factory for availability.
15. Indicator: Green LED for output presence

B) PROTECTION

01. Input Protection: Input line fusing and 300Vac MOV
02. Short circuit: Protected. Unit will autorecover upon removal of short
03. Overload protection: Autorecover upon removal of overload
 - 150W, 175% - 210% of nominal power rating
 - 200W, 130% - 160% of nominal power rating
 - 240W, 110% - 130% of nominal power rating
 - 300W, 110% - 130% of nominal power rating
04. Over voltage: Protected at 110- 140% of nominal output voltage, latched type. AC cycling required to restore output. Autorecovery type OVP is an option, contact factory for availability.
05. Fan output protection: 3 Pin Linear Regulator, short circuit proof

C) SAFETY

01. Dielectric Withstand Voltage: 4000Vac or 5656Vdc from input to output,
On Class I models, 2500Vac or 3535Vdc from input to earth
02. Earth Leakage Current:
 - Class I Input Models: Does not exceed 500uA
 - Class II Input Models: Does not apply
03. Touch Current: Does not exceed 100uA, output terminations to earth
04. Output terminations rated as SELV, and Means of Operator Protection

D) OTHER:

01. MTBF: 200,000 Hours @ 25°C ambient temperature
02. Operating Temperature Range:

PROPRIETARY INFORMATION

PROPRIETARY OF GLOBTEK, INC. ANY REPRODUCTION, DISCLOSURE OR USE OF THIS DRAWING, IN WHOLE OR IN PART, IS HEREBY PROHIBITED EXCEPT AS SPECIFIED IN WRITING BY GLOBTEK, INC.

<http://en.globtek.com/datasheet/id/a0Oa000000MgWUub>

Delivering leading edge, innovative power solutions for more than **30** years....

Model:GTM91110P240VV-CA-S

August 8, 2020

- 10°C to 50°C @ 100% output power rating
- 10°C to 70°C @ 50% output power derating

03. Cooling:

- Open Frame 150W Series: Convection
- Open Frame 240W and 300W Series: 20 CFM Forced Air Cooling
- Perforated Plastic Housing 200W Series: 20 CFM Forced Air Cooling,
with convection cooling 50% derated (100W) output capability.

04. Relative Humidity: operating 0% to 90% Non-condensing**05. Storage Temperature:** -30°C to 85°C**06. Altitude:** up to 2000 meter**07. Random vibration/transient drop:** MIL-STD 810E**E) MECHANICAL FORMAT:**

150W, 240W and 300W Open Frame version

Size: 127*76.2*43 mm

Weight: 470 grams

200W Perforated Plastic Enclosure version

Size: 140*87.6*51.9 mm

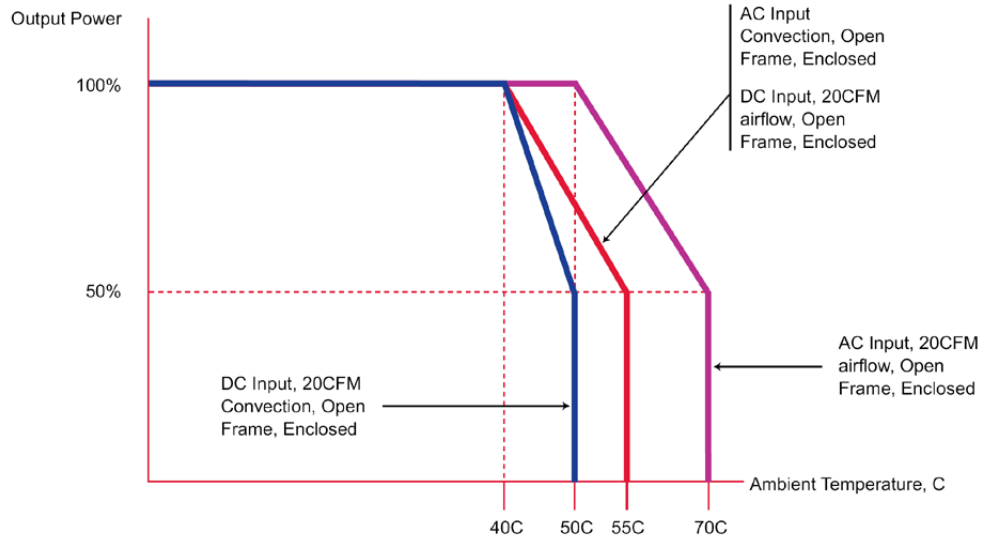
Weight: 620 grams

Delivering leading edge, innovative power solutions for more than 30 years....

Model:GTM91110P240VV-CA-S

August 8, 2020

DERATING CURVE



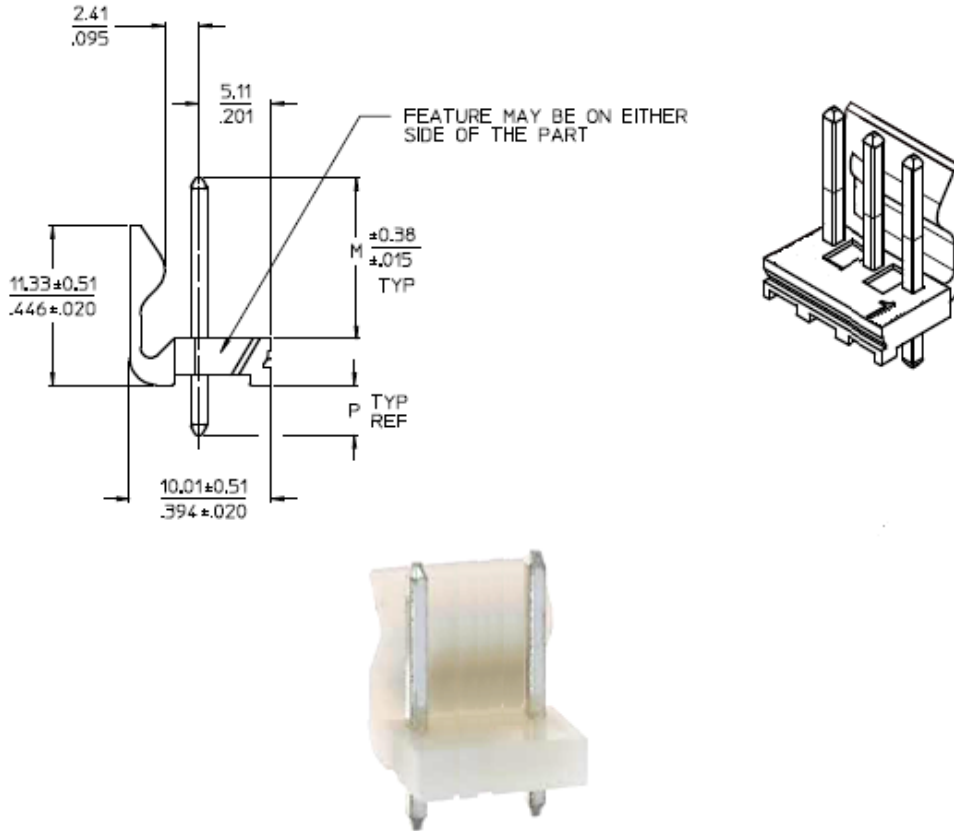
Delivering leading edge, innovative power solutions for more than 30 years....

Model:GTM91110P240VV-CA-S

August 8, 2020

INPUT CONFIGURATION

Description Molex 26-60-4030 3 Position Header Pin 1: Line, Pin 2: Removed, PIN 3: Neutral



Optional Input Wiring Kits are available:

PN/Ordering No	Length	End A	End B
XHP410070M7MLX3(R)	70	JST XHP-4	Molex 09-93-0300
C810070M6MLX3(R)	60	IEC60320 C8	Molex 09-93-0300
C1410070M6MLX3(R)	60	IEC60320 C14	Molex 09-93-0300









Custom lengths, construction, cable types, ferrites, filters, and termination available upon request.

Delivering leading edge, innovative power solutions for more than 30 years....

Model:GTM91110P240VV-CA-S

August 8, 2020






Approvals

Logo	Description
	60601-1 3rd Operating Instructions
No Logo Applicable	CB report IEC 60601-1: 2005 + CORR. 1 (2006) + CORR. 2 (2007) and or EN 60601-1:2006 3rd Edition including 2MOOP requirements
No Logo	CB Certificate IEC 60950-1:2005 (2nd Edition), Am 1: 2009, CB report IEC 60950-1:2005 (2nd Edition), Am 1: 2009 and EN 60950-1:2006 + Am 1:2010 + Am 11:2009 + Am 12:2011
	CE Mark: tested to comply with EN55022:2006/A1:2007 Class B, EN610003-2, EN610003-3 including EN61000-4-2, EN61000-4-3, EN61000-4-4, EN61000-4-5, EN61000-4-6N EN61000-4-11; EMI: Complies with EN55011 CLASS B and FCC Part 15B - On label or Molded in case
	CE Mark: tested to comply with EN61000-3-2, EN61000-3-3 and EN50082-1, including EN61000-4-2, EN61000-4-3, EN61000-4-4, EN61000-4-5, EN61000-4-6, EN61000-4-8, EN61000-4-11, EN61001-1-2-2007 EMI: Complies with EN55011 CLASS B and FCC Part 15 B
	cETLus-Cert-4007497 ANSI/AAMI ES60601-1:2005/A1:2012 Issued: 2012/08/20 Medical electrical equipment ? Part 1: Amendment 1; CAN/CSAC22.2 No. 60601-1:14, Third Edition Issued: 2014/03/01 - Medical Electrical Equipment - Part 1
	CHINA SJ/T 11364-2014, China RoHS Chart: http://en.globtek.com/globtek-rohs.php
	Class I Earth Ground
	FCC PART 15 CLASS B
	GOST-R mark for Russia(Document: http://www.globtek.com/html/iso_certificates/GT_GOST-R.pdf). 03/15/2015. Due to lack of demand, GlobTek will not be renewing it's GOST certification. Please contact your sales engineer for pricing on EAC.
	Indoor Use Only - Mark is on the label or Molded in the case

Delivering leading edge, innovative power solutions for more than 30 years....

Model:GTM91110P240VV-CA-S

August 8, 2020

MAXIMUM OUTPUT POWER: 80W CONVECTION COOLING 200W WITH 20 CFM FORCED AIR DIRECTED TOWARDS CAPACITOR C1	Note for Maximum Power GTM91110P240-CA(W)-S
RoHS	Specifications of directive 2011/65/EU Annex VI (ROHS-2) with amendment 2015/863-EU (ROHS-3) http://www.ce-mark.com/Rohs%20final.pdf
 IEC/EN60601-1	SIQ Mark License EN60601-1
 IEC/EN60950-1	SIQ Mark License EN60950-1
 1Q276	Ukraine UKRSepra (Document: www.globtek.com/html/iso_certificates/GT_Ukraine.pdf)
	Japan: Voluntary Control Council for Interference (VCCI)
	WEEE: Complies with EU 2012/19/EU (http://ec.europa.eu/environment/waste/weee/index_en.htm) Mark is on the label or Molded in the case