

Delivering leading edge, innovative power solutions for more than **30** years....

Model:GT-91083

January 23, 2022

GT-91083

Information

Model Number	GT-91083
Description	GT-91083, ICT/ITE Power Supply, Desktop/External, Gigabit Power over Ethernet (IEEE802.3af PoE PSE), , Input Rating: 40 - 58VDC, , Output Rating: 25 Watts, Power rating with convection cooling (W) , 12, 24V in 0.1V increments, Approvals: China RoHS; WEEE; VCCI; Ukraine; RoHS; PSE;

Model Picture



Agency Documents

CE EC-Declaration	https://www.globtek.com/pdf/ec_declaration/a0Oa000000MmYHjEAN
RoHS/RoHS2 Declaration	https://www.globtek.com/pdf/rohs_cert/a0Oa000000MmYHjEAN
REACH Declaration	https://www.globtek.com/pdf/iso_certificates/REACH.pdf
Conflict Minerals Declaration	https://www.globtek.com/pdf/conflict-minerals.pdf

Delivering leading edge, innovative power solutions for more than **30** years....

Model:GT-91083

January 23, 2022

MODEL PARAMETERS

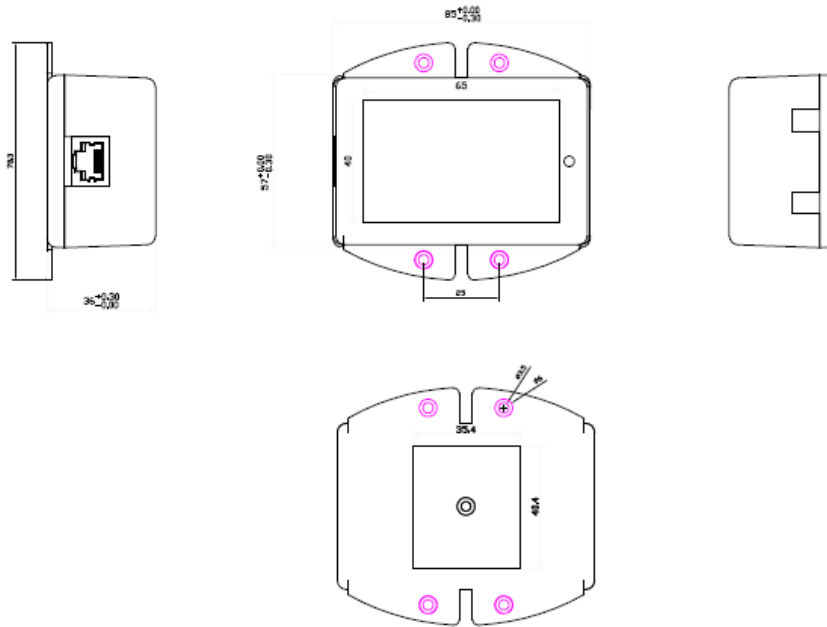
Type	Desktop/External
Technology	Gigabit Power over Ethernet (IEEE802.3af PoE PSE)
Category	ICT/ITE Power Supply
Input Voltage	40 - 58VDC
I/P Amps (A)	0.4A
Wattage (W)	25.0
Vout Range (V)	12, 24
Efficiency Level	
Ingress Protection	
Size (mm)	85*78*36 (L*W*H) include bracke

Delivering leading edge, innovative power solutions for more than 30 years....

Model:GT-91083

January 23, 2022

ENCLOSURE



Indicator

Green LED indicates work as 802.3at Model.

RED LED indicates work as 802.3af Model

CONNECTORS & PINOUT DEFINITION:

Power-Hub RJ45 Input Socket (per channel) data & Power-Connected to DTE

Delivering leading edge, innovative power solutions for more than 30 years....

Model:GT-91083

January 23, 2022

RJ-45 Input (Data & Power)		
Pin	Symbol	Description
1	BI_DA+, Vin A+/-	Data Pair A+, Feeding power A+/-
2	BI_DA-, Vin A+/-	Data Pair A-, Feeding power A+/-
3	BI_DB+, Vin A+/-	Data Pair B+, Feeding power A+/-
4	BI_DC+, Vin B+/-	Data Pair C+, Feeding power B+/-
5	BI_DC-, Vin B+/-	Data Pair C-, Feeding power B+/-
6	BI_DB-, Vin A+/-	Data Pair B-, Feeding power A+/-
7	BI_DD+, Vin B+/-	Data Pair D+, Feeding power B+/-
8	BI_DD-, Vin B+/-	Data Pair D-, Feeding power B+/-
9	Shield	Connector shielding

6.2 Power Output & Data -Connected to DTE

RJ-45 Output (only Data)		
Pin	Symbol	Description
1	BI_DA+	Data Pair A+
2	BI_DA-	Data Pair A-
3	BI_DB+	Data Pair B+
4	BI_DC+	Data Pair C+
5	BI_DC-	Data Pair C-
6	BI_DB-	Data Pair B-
7	BI_DD+	Data Pair D+
8	BI_DD-	Data Pair D-
9	Shield	Connector shielding

Note :

1. the model is isolated design, the output +/- or input +/- can be shorted to ground (FG).

Delivering leading edge, innovative power solutions for more than **30** years....

Model:GT-91083

January 23, 2022

RATING TABLE

Model Number	Voltage	Amps(A)	Watts(W)	RFQ
GT-91083-06-2512	12 V	2.08	24.96	RFQ
GT-91083-06-2524	24 V	1.1	26.40	RFQ

SPECIFICATIONS

A) ELECTRICAL SPECIFICATIONS:

INPUT :

- 1.1 Input Voltage: DC40V to DC60V NORMAL=56V
- 1.2 Under Voltage Lockout: DC 31 ~ 32V Stare Voltage =-33V ~ 35.5V

OUTPUT :

1. Maximum load: for 12V -2.1A, for 24V - 1.1A
 2. Minimum Load: 0.1A
 3. Load regulation: 5%
 4. Line regulation: 1%
 5. Ripple:1%
 6. Noise: 5%
- Note 1: Ripple & Noise bandwidth is from DC to 20Mhz. Terminated With a 47uF Capacitor and 0.1uf MPE Capacitor of Proper Polarity.
- Note 2: to match up PSE

EFFICIENCY : 86% min @-48Vin dc

PROTECTION

1. Short Circuit Protection
output Short GND Terminal will not damage the Power Supply and will Auto-Reset.
Over Load Protection is auto-recovery.
2. Operation frequency : 150KHZ
3. Isolation Voltage : 1500Vdc
4. Isolation Resistance :100M ohms (min)
5. Input Set class Resistance : 25K ohms
6. Maximum Capacitive Load : 470UF (24V = 100UF)

OTHER

1. Operation Temperature: -25 - +50°C
2. Storage Temperature: -40 - +85°C
3. Operation Humidity: 5% - 90% 45°C
4. Cooling: Free air cooling
5. SIZE : 85*78*36 (L*W*H)mm (include bracket)
6. MTBF: 87K hours (Calculated per MIL-HDBK-217F)

Delivering leading edge, innovative power solutions for more than **30** years....

Model:GT-91083

January 23, 2022

DERATING CURVE

Delivering leading edge, innovative power solutions for more than **30** years....

Model:GT-91083

January 23, 2022








INPUT CONFIGURATIONDescription

Delivering leading edge, innovative power solutions for more than **30** years....

Model:GT-91083

January 23, 2022

Approvals

Logo	Description
	Attention Mark / Refer to operating manual for operating and service instructions
	CHINA SJ/T 11364-2014, China RoHS Chart: http://en.globtek.com/globtek-rohs.php
	Indoor Use Only - Mark is on the label or Molded in the case
 GlobTek, Inc.	JAPAN TUV Rheinland-PSE GlobTek Inc to J60950-1(H26) , J55022(H22),J3000(H25).Please follow the procedure listed in the following link for proper import to Japan: http://en.globtek.com/importing-to-japan.php .
RoHS	Specifications of directive 2011/65/EU Annex VI (ROHS-2) with amendment 2015/863-EU (ROHS-3) http://www.ce-mark.com/Rohs%20final.pdf
 10276	Ukraine UKRSepro (Document: www.globtek.com/html/iso_certificates/GT_Ukraine.pdf)
	Japan: Voluntary Control Council for Interference (VCCI)
	WEEE: Complies with EU 2012/19/EU (http://ec.europa.eu/environment/waste/weee/index_en.htm) Mark is on the label or Molded in the case