

Delivering leading edge, innovative power solutions for more than **30** years....

Model:GTDP3025L0412-F


March 8, 2021

GTDP3025L0412-F

Information

Model Number	GTDP3025L0412-F
Description	GTDP3025L0412-F, ICT/ITE Power Supply, Desktop/External, DC-DC, , Input Rating: 9-60 VDC, Terminal Block, Output Rating: 25 Watts, Power rating with convection cooling (W) , 4V, 12VV in 0.1V increments, Approvals:

Model Picture



Agency Documents

CE EC-Declaration	https://www.globtek.com/pdf/ec_declaration/a0Oa000000MndWmEAJ
RoHS/RoHS2 Declaration	https://www.globtek.com/pdf/rohs_cert/a0Oa000000MndWmEAJ
REACH Declaration	https://www.globtek.com/pdf/iso_certificates/REACH.pdf
Conflict Minerals Declaration	https://www.globtek.com/pdf/conflict-minerals.pdf

Delivering leading edge, innovative power solutions for more than **30** years....

Model:GTDP3025L0412-F

March 8, 2021

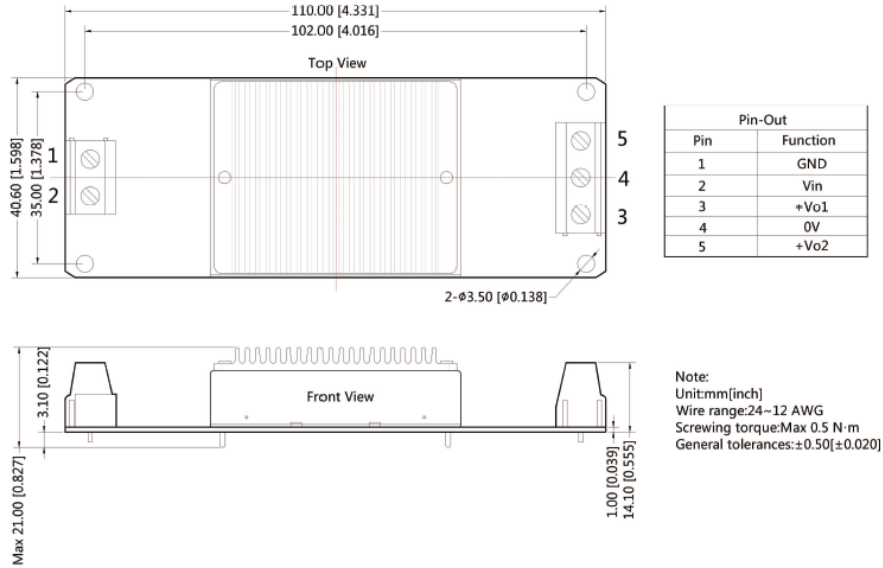
MODEL PARAMETERS

Type	Desktop/External
Technology	DC-DC
Category	ICT/ITE Power Supply
Input Voltage	9-60 VDC
I/P Amps (A)	9.0 A
Wattage (W)	25.0
Vout Range (V)	4V, 12V
Efficiency Level	N/A
Ingress Protection	
Size (mm)	110*40.60*21

Delivering leading edge, innovative power solutions for more than 30 years....

Model:GTDP3025L0412-F

March 8, 2021

ENCLOSURE


Delivering leading edge, innovative power solutions for more than **30** years....

Model:GTDP3025L0412-F

March 8, 2021

RATING TABLE

Model Number	Voltage	Amps(A)	Watts(W)	RFQ
--------------	---------	---------	----------	-----

SPECIFICATIONS

A) ELECTRICAL SPECIFICATIONS:

1. Input Voltage: 9-60 Vdc
2. Output Regulation: +/- 2% measured at the output connector for 4V output
+/- 5% measured at the output connector for 12V output
3. Line Voltage Regulation: +/- 1% measured at full load for 4V output connector
+/- 5% measured at full load for 12V output connector
4. Output Ripple (Vp-p): 132mV maximum, measured at 20 MHz bandwidth with 0.1 uf ceramic capacitor in parallel with 10 uf electrolytic capacitor connected at the end of the output connector at nominal line
5. Turn-ON/OFF Overshoot: 5% maximum, 500uS typical recovery time for 25% to 50% step load
6. Turn-ON Delay: ?? Seconds, maximum @ full load, nominal line
7. Hold-Up Time: ?? typical @ nominal input voltage and full load
8. Inrush Current: ??A maximum cold start @ 9Vdc input
9. Switching Frequency: 300 KHz typical
10. Efficiency: >??% at 9Vdc full load
>??% at 12Vdc full load
>82% at 12Vdc-60Vdc full load
11. Transient Response: 500uS to +/-1.5% max value @ 25% load step

B) PROTECTION

1. Over-Voltage: ??
2. Short Circuit: Hiccup with auto recovery
3. Over-load: ??
4. Input Protection: Input line and neutral fusing
5. Reverse Polarity Protection: Available with A2S (chassis mounting)

C) SAFETY

1. Dielectric Withstand Voltage: 1600 Vdc from primary to secondary, primary to chassis, secondary to chassis

D) OTHER:

1. MTBF: 1000,000 Hours @ 25°C ambient temperature
2. Operating Temperature: -40°C to 85°C ambient temperature
3. Humidity: 5% to 95% RH non-condensing
4. Storage Temperature: -55°C to 125°C
5. Cooling: Free Convection

E) ENCLOSURE

1. Housing: Rugged, vehicle mounted. Vibration, shock, contamination, water resistant ?? . Aluminum
2. Size: 110.00*40.60*21.00 mm
3. Markings: Label
4. Vibration:MIL-STD-81F
5. Bump: SAE-J1455
6. Waterproof: ??
7. Contamination: Resistant to chemicals, rust, etc.

PROPRIETARY INFORMATION

PROPRIETARY OF GLOBTEK, INC. ANY REPRODUCTION, DISCLOSURE OR USE OF THIS DRAWING, IN WHOLE OR IN PART, IS HEREBY PROHIBITED EXCEPT AS SPECIFIED IN WRITING BY GLOBTEK, INC.

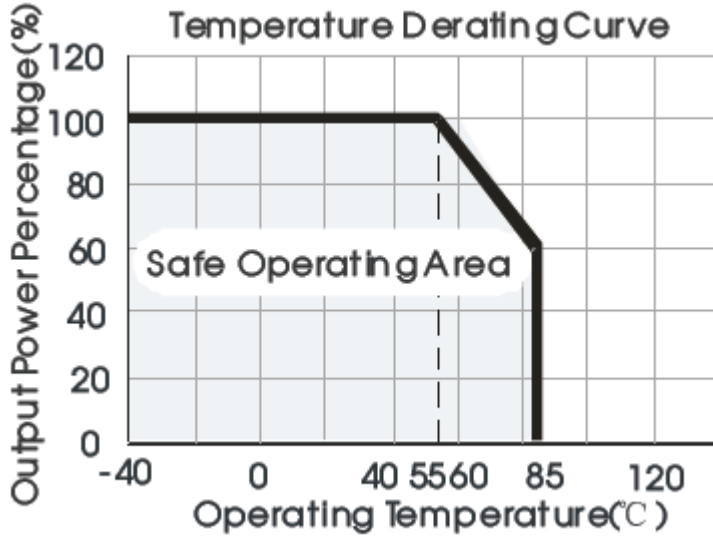
<https://en.globtek.com/datasheet/id/a0Oa000000MndWm>

Delivering leading edge, innovative power solutions for more than 30 years....

Model:GTDP3025L0412-F

March 8, 2021

DERATING CURVE



Delivering leading edge, innovative power solutions for more than **30** years....

Model:GTDP3025L0412-F

March 8, 2021

INPUT CONFIGURATION

<u>Description</u>	<u>Terminal Block</u>
--------------------	-----------------------

Delivering leading edge, innovative power solutions for more than 30 years....

Model:GTDP3025L0412-F

March 8, 2021

OUTPUT CONFIGURATION

Common output connector options:


 L Type (Coaxial
5.5x2.5mm plug)

 C Type (Coaxial
5.5x2.1mm plug)

 K Type (Coaxial
3.5x1.3mm plug)

 LL Type (5.5x2.5mm
Locking 760k type)

 CL Type (5.5x2.1mm
Locking S761k type)

 ML2 Type (Molex
housing 43025-0200)

 YL3 Type
(KPPX-3P)


YL4 Type (KPPX-4P)


 EJ1/2/3/4/5 (EIAJ
RC-5320A type
connectors)

 MSB Type (Micro
USB)

 USBC Type (USB
Type C)

 Inquire for custom
design

 For a comprehensive list of options, [click here](#)

Contact GlobTek for your specific requirements or custom solutions.

Delivering leading edge, innovative power solutions for more than **30** years....

Model:GTDP3025L0412-F

March 8, 2021

Approvals

Logo	Description
	UKCA Certification